



# Patterson-Schwartz Real Estate

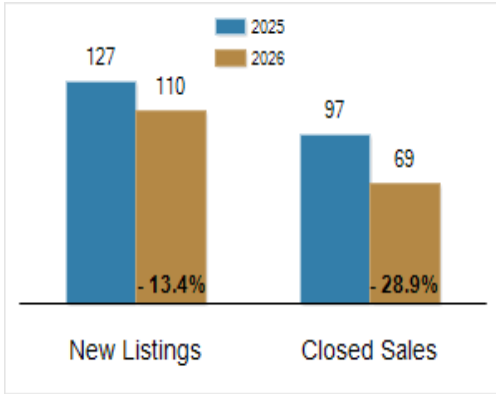
## Residential Market Update

As of Wednesday, April 8, 2026 10:45:20 AM

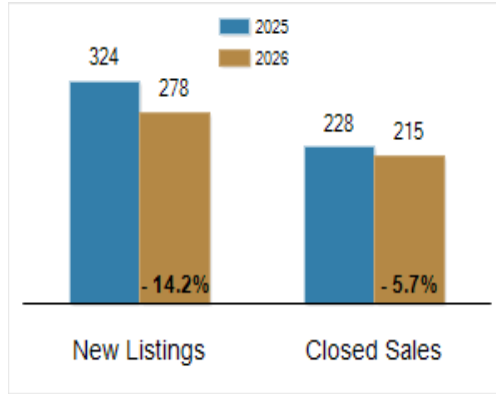
All Cecil County	March			Year To Date		
	2025	2026	Change	2025	2026	Change
New Listings	127	110	- 13.4%	324	278	- 14.2%
Closed Sales	97	69	- 28.9%	228	215	- 5.7%
Under Contract	101	85	- 15.8%	261	245	- 6.1%
Median Sales Price	\$349,900	\$335,000	- 4.3%	\$340,000	\$369,000	+ 8.5%
% of Original List Price Received at Sale	98.7%	97.9%	- 0.8%	98.0%	96.6%	- 1.4%
Average Days on Market Until Sale	33	45	+ 36.4%	32	42	+ 31.3%

Total Residential Listing Inventory as of April 8, 2026	225
Total Residential Listing Inventory (excluding new construction) as of April 8, 2026	186

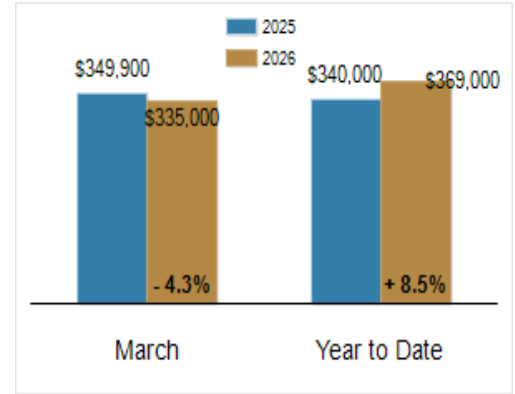
**Activity: March**



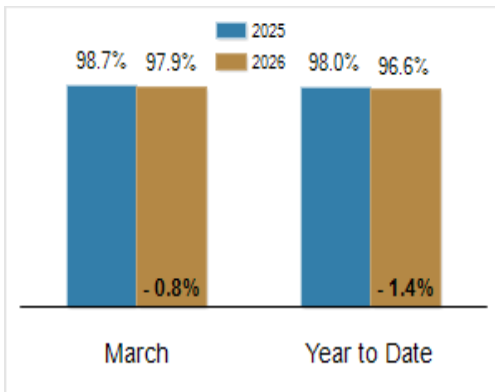
**Activity: Year to Date**



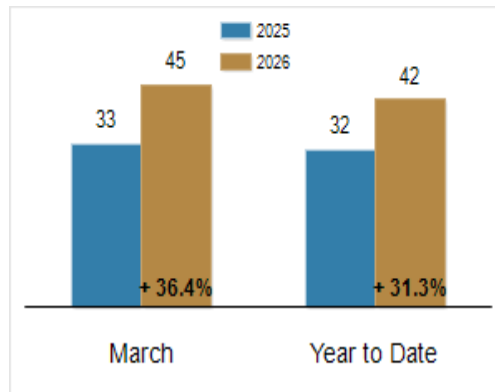
**Median Sales Price**



**Percent of Original List Price Received at Sale**



**Average Days on Market Until Sale**



All information presented is based on data supplied by BRIGHT MLS. BRIGHT MLS does not guarantee nor is it responsible for its accuracy. Data maintained by the MLS may not reflect all real estate activities in the market. Information is deemed reliable but not guaranteed.