



Patterson-Schwartz Real Estate

Residential Market Update

As of Friday, August 8, 2025 10:16:38 AM

All Cecil County	July			Year To Date		
	2024	2025	Change	2024	2025	Change
New Listings	109	144	+ 32.1%	839	896	+ 6.8%
Closed Sales	111	107	- 3.6%	651	621	- 4.6%
Under Contract	103	98	- 4.9%	670	673	+ 0.4%
Median Sales Price	\$377,000	\$360,000	- 4.5%	\$360,000	\$350,000	- 2.8%
% of Original List Price Received at Sale	100.1%	98.2%	- 1.9%	98.3%	97.9%	- 0.4%
Average Days on Market Until Sale	19	32	+ 68.4%	28	31	+ 10.7%

Total Residential Listing Inventory as of August 8, 2025	262
Total Residential Listing Inventory (excluding new construction) as of August 8, 2025	214

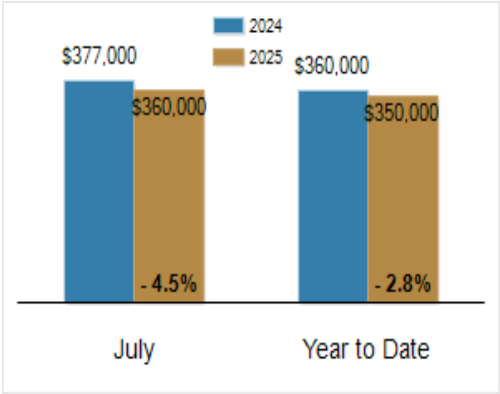
Activity: July



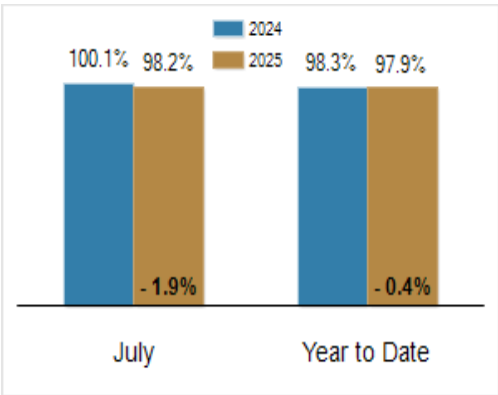
Activity: Year to Date



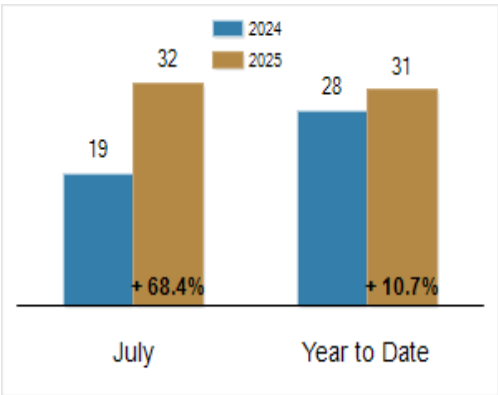
Median Sales Price



Percent of Original List Price Received at Sale



Average Days on Market Until Sale



All information presented is based on data supplied by BRIGHT MLS. BRIGHT MLS does not guarantee nor is it responsible for its accuracy. Data maintained by the MLS may not reflect all real estate activities in the market. Information is deemed reliable but not guaranteed.