



Patterson-Schwartz Real Estate
Residential Market Update

As of Monday, December 8, 2025 9:43:42 AM

All Cecil County	November			Year To Date		
	2024	2025	Change	2024	2025	Change
New Listings	102	103	+ 1.0%	1302	1370	+ 5.2%
Closed Sales	76	81	+ 6.6%	1033	1012	- 2.0%
Under Contract	67	88	+ 31.3%	1018	1065	+ 4.6%
Median Sales Price	\$370,000	\$365,000	- 1.4%	\$365,000	\$356,450	- 2.3%
% of Original List Price Received at Sale	97.6%	95.4%	- 2.2%	97.8%	97.3%	- 0.5%
Average Days on Market Until Sale	28	38	+ 35.7%	28	33	+ 17.9%

Total Residential Listing Inventory as of December 8, 2025	218
Total Residential Listing Inventory (excluding new construction) as of December 8, 2025	171

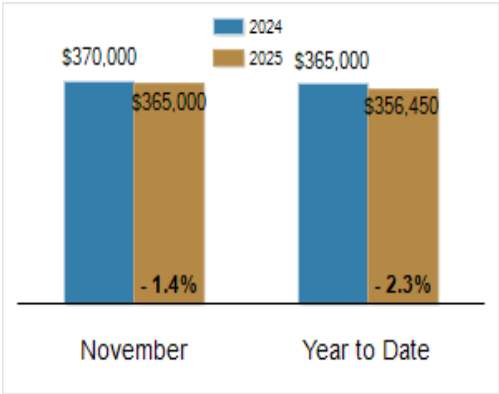
Activity: November



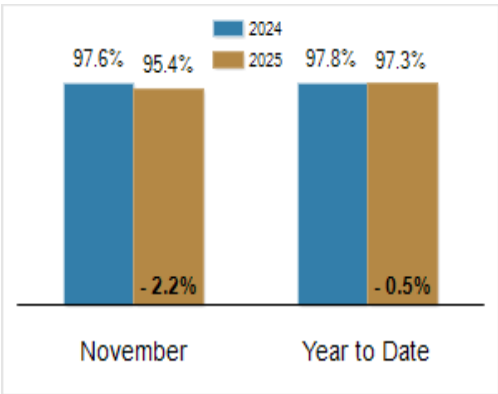
Activity: Year to Date



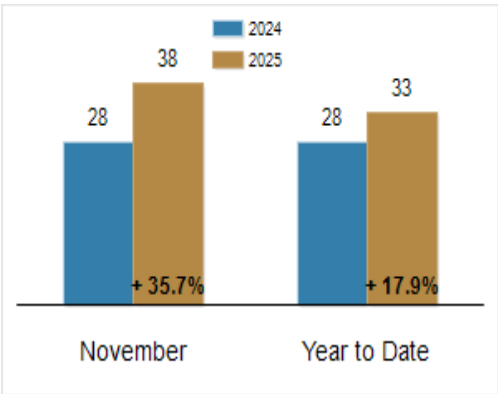
Median Sales Price



Percent of Original List Price Received at Sale



Average Days on Market Until Sale



All information presented is based on data supplied by BRIGHT MLS. BRIGHT MLS does not guarantee nor is it responsible for its accuracy. Data maintained by the MLS may not reflect all real estate activities in the market. Information is deemed reliable but not guaranteed.