



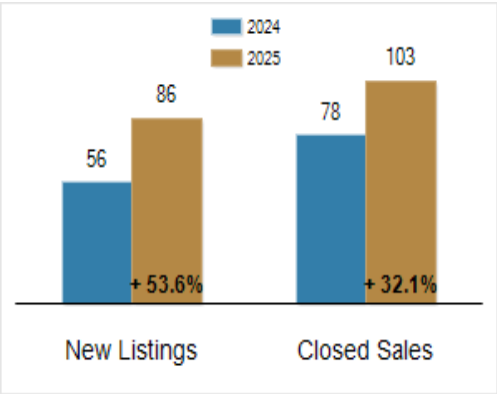
Patterson-Schwartz Real Estate
Residential Market Update

As of Thursday, January 8, 2026 4:04:50 PM

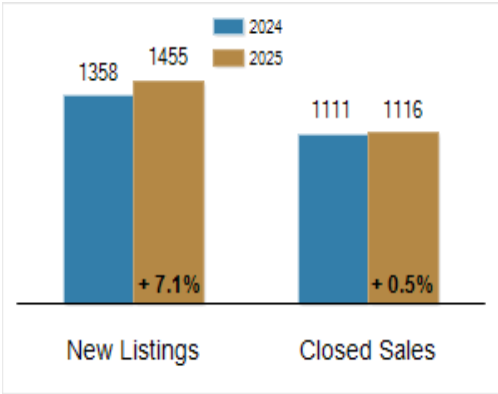
All Cecil County	December			Year To Date		
	2024	2025	Change	2024	2025	Change
New Listings	56	86	+ 53.6%	1358	1455	+ 7.1%
Closed Sales	78	103	+ 32.1%	1111	1116	+ 0.5%
Under Contract	54	66	+ 22.2%	1072	1127	+ 5.1%
Median Sales Price	\$328,500	\$355,000	+ 8.1%	\$365,000	\$355,450	- 2.6%
% of Original List Price Received at Sale	98.2%	95.2%	- 3.0%	97.8%	97.2%	- 0.6%
Average Days on Market Until Sale	28	36	+ 28.6%	28	33	+ 17.9%

Total Residential Listing Inventory as of January 8, 2026	207
Total Residential Listing Inventory (excluding new construction) as of January 8, 2026	165

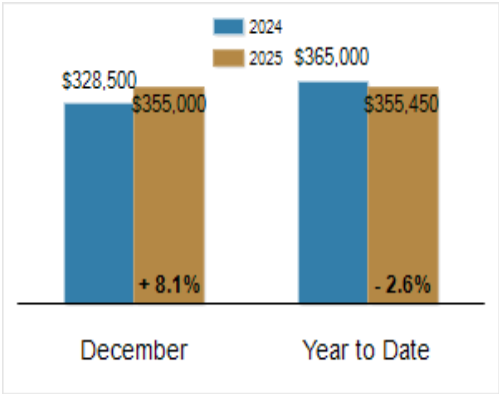
Activity: December



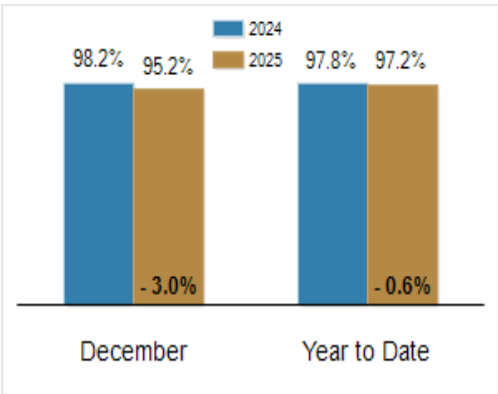
Activity: Year to Date



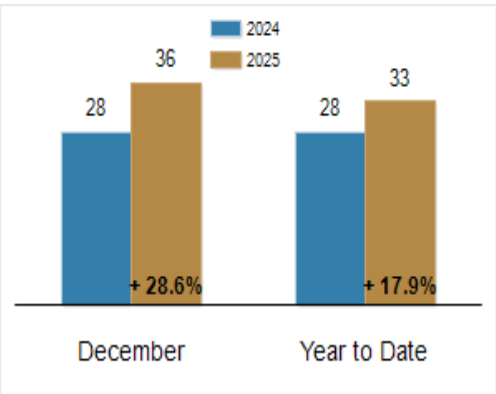
Median Sales Price



Percent of Original List Price Received at Sale



Average Days on Market Until Sale



All information presented is based on data supplied by BRIGHT MLS. BRIGHT MLS does not guarantee nor is it responsible for its accuracy. Data maintained by the MLS may not reflect all real estate activities in the market. Information is deemed reliable but not guaranteed.