



Patterson-Schwartz Real Estate

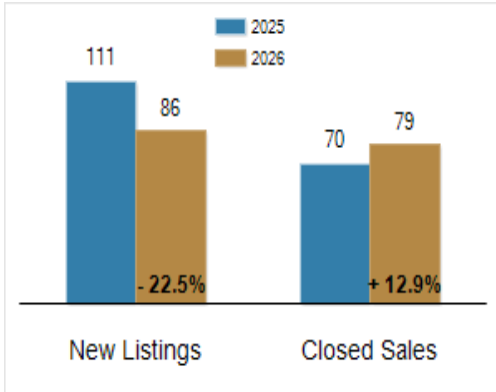
Residential Market Update

As of Monday, March 9, 2026 9:12:21 AM

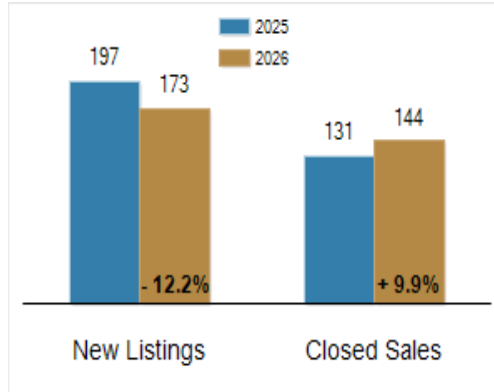
All Cecil County	February			Year To Date		
	2025	2026	Change	2025	2026	Change
New Listings	111	86	- 22.5%	197	173	- 12.2%
Closed Sales	70	79	+ 12.9%	131	144	+ 9.9%
Under Contract	80	78	- 2.5%	160	162	+ 1.3%
Median Sales Price	\$368,500	\$385,000	+ 4.5%	\$335,000	\$374,749	+ 11.9%
% of Original List Price Received at Sale	97.8%	95.8%	- 2.0%	97.5%	95.9%	- 1.6%
Average Days on Market Until Sale	32	47	+ 46.9%	32	42	+ 31.3%

Total Residential Listing Inventory as of March 9, 2026	177
Total Residential Listing Inventory (excluding new construction) as of March 9, 2026	140

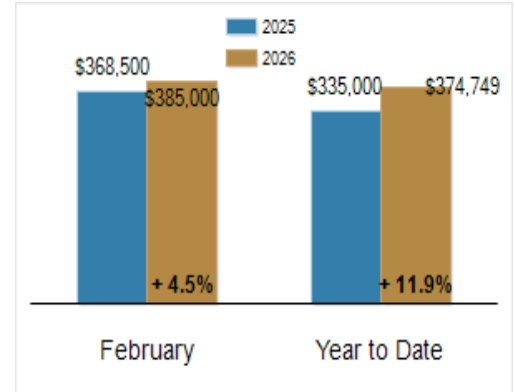
Activity: February



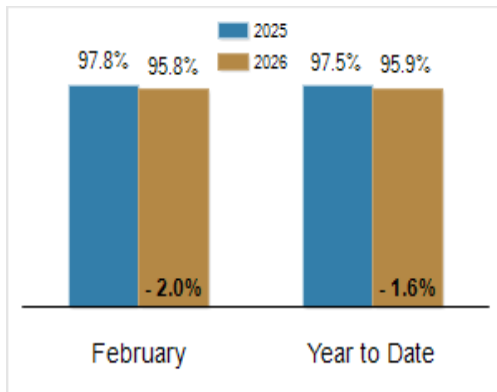
Activity: Year to Date



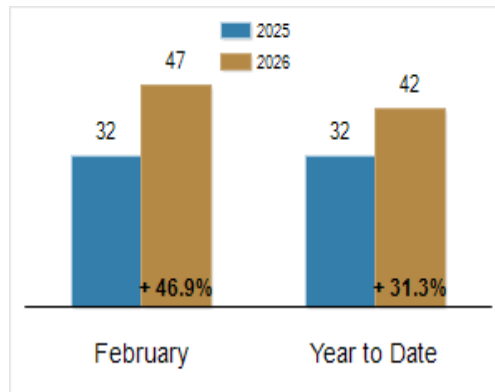
Median Sales Price



Percent of Original List Price Received at Sale



Average Days on Market Until Sale



All information presented is based on data supplied by BRIGHT MLS. BRIGHT MLS does not guarantee nor is it responsible for its accuracy. Data maintained by the MLS may not reflect all real estate activities in the market. Information is deemed reliable but not guaranteed.