



Patterson-Schwartz Real Estate

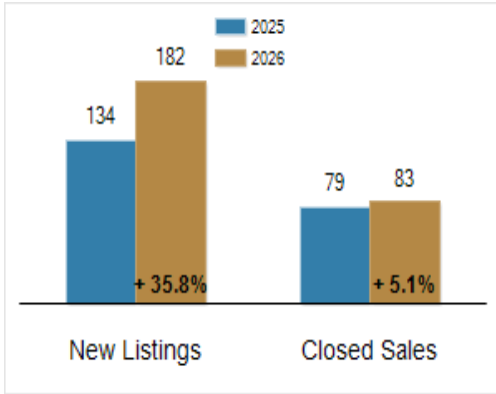
Residential Market Update

As of Friday, May 8, 2026 9:30:40 AM

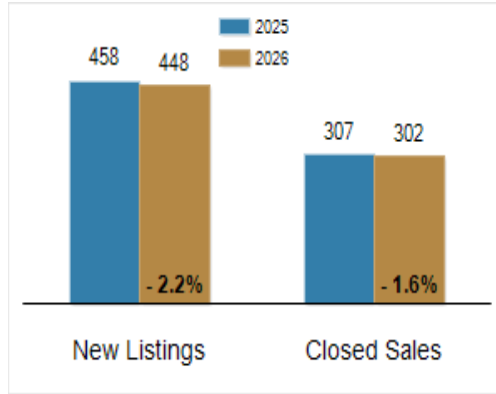
All Cecil County	April			Year To Date		
	2025	2026	Change	2025	2026	Change
New Listings	134	182	+ 35.8%	458	448	- 2.2%
Closed Sales	79	83	+ 5.1%	307	302	- 1.6%
Under Contract	89	111	+ 24.7%	350	355	+ 1.4%
Median Sales Price	\$355,900	\$337,000	- 5.3%	\$341,000	\$358,500	+ 5.1%
% of Original List Price Received at Sale	98.3%	95.3%	- 3.0%	98.1%	96.2%	- 1.9%
Average Days on Market Until Sale	25	57	+ 128.0%	30	46	+ 53.3%

Total Residential Listing Inventory as of May 8, 2026	256
Total Residential Listing Inventory (excluding new construction) as of May 8, 2026	214

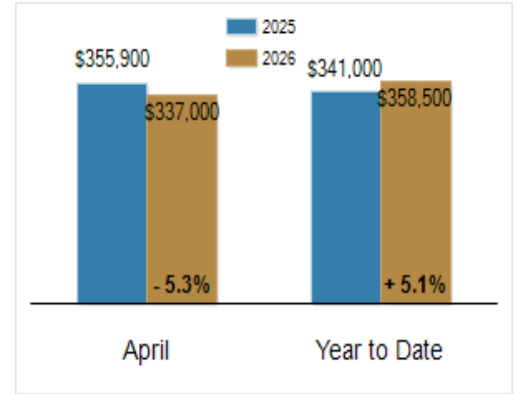
Activity: April



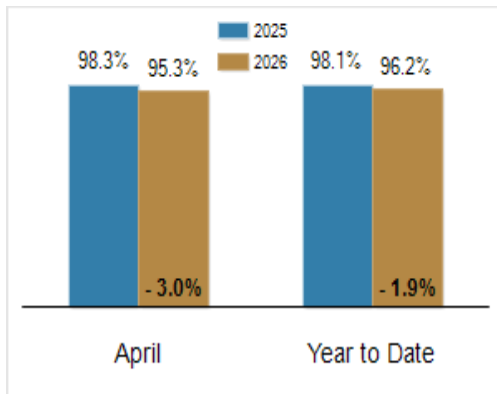
Activity: Year to Date



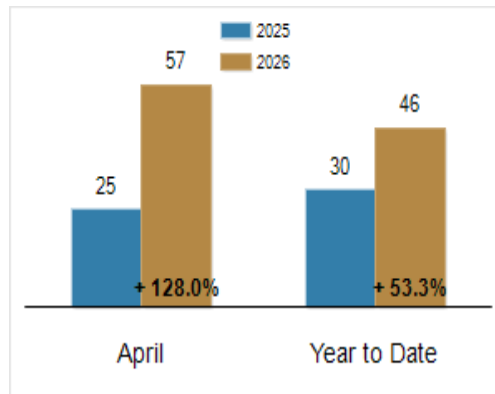
Median Sales Price



Percent of Original List Price Received at Sale



Average Days on Market Until Sale



All information presented is based on data supplied by BRIGHT MLS. BRIGHT MLS does not guarantee nor is it responsible for its accuracy. Data maintained by the MLS may not reflect all real estate activities in the market. Information is deemed reliable but not guaranteed.