



Patterson-Schwartz Real Estate
Residential Market Update

As of Friday, November 7, 2025 10:18:50 AM

All Cecil County	October			Year To Date		
	2024	2025	Change	2024	2025	Change
New Listings	117	141	+ 20.5%	1200	1273	+ 6.1%
Closed Sales	93	88	- 5.4%	957	929	- 2.9%
Under Contract	84	107	+ 27.4%	951	982	+ 3.3%
Median Sales Price	\$375,000	\$350,000	- 6.7%	\$365,000	\$355,000	- 2.7%
% of Original List Price Received at Sale	93.9%	95.3%	+ 1.4%	97.8%	97.5%	- 0.3%
Average Days on Market Until Sale	31	49	+ 58.1%	28	33	+ 17.9%

Total Residential Listing Inventory as of November 7, 2025	230
Total Residential Listing Inventory (excluding new construction) as of November 7, 2025	181

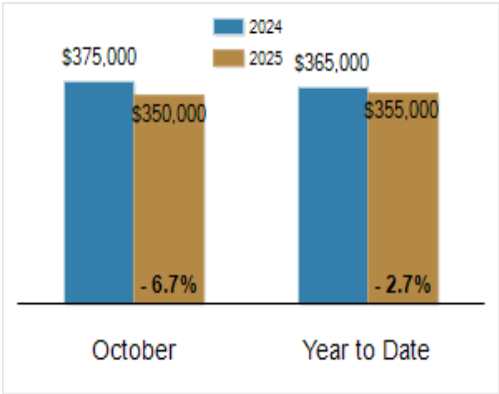
Activity: October



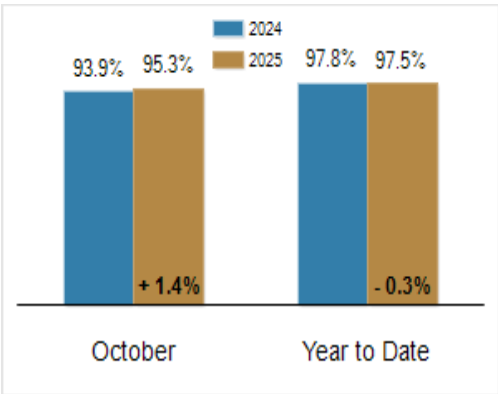
Activity: Year to Date



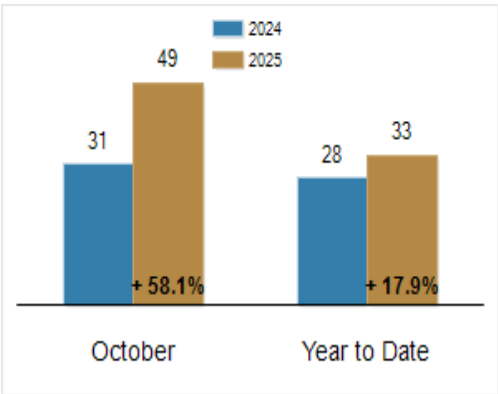
Median Sales Price



Percent of Original List Price Received at Sale



Average Days on Market Until Sale



All information presented is based on data supplied by BRIGHT MLS. BRIGHT MLS does not guarantee nor is it responsible for its accuracy. Data maintained by the MLS may not reflect all real estate activities in the market. Information is deemed reliable but not guaranteed.