



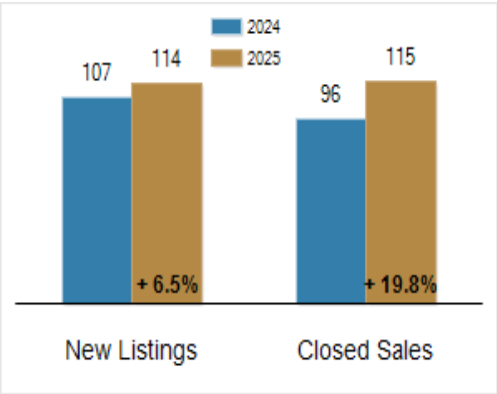
**Patterson-Schwartz Real Estate**  
**Residential Market Update**

As of Wednesday, October 8, 2025 9:08:43 AM

All Cecil County	September			Year To Date		
	2024	2025	Change	2024	2025	Change
New Listings	107	114	+ 6.5%	1083	1140	+ 5.3%
Closed Sales	96	115	+ 19.8%	864	841	- 2.7%
Under Contract	85	100	+ 17.6%	867	884	+ 2.0%
Median Sales Price	\$411,545	\$373,000	- 9.4%	\$364,692	\$355,900	- 2.4%
% of Original List Price Received at Sale	97.6%	96.5%	- 1.1%	98.3%	97.7%	- 0.6%
Average Days on Market Until Sale	28	33	+ 17.9%	28	31	+ 10.7%

Total Residential Listing Inventory as of October 8, 2025	240
Total Residential Listing Inventory (excluding new construction) as of October 8, 2025	187

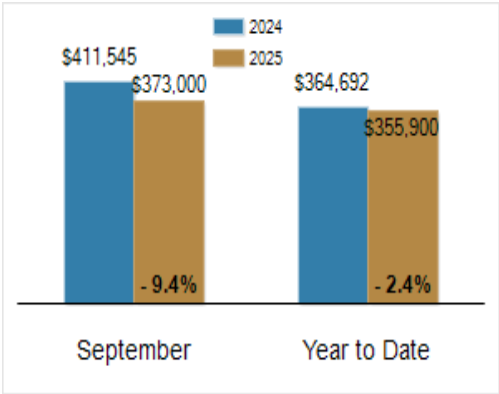
Activity: September



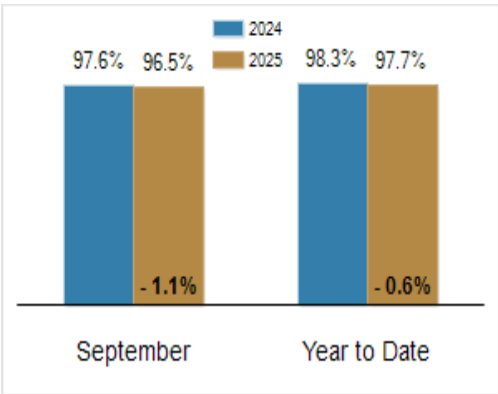
Activity: Year to Date



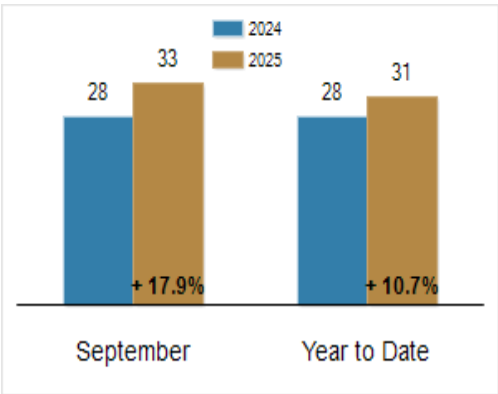
Median Sales Price



Percent of Original List Price Received at Sale



Average Days on Market Until Sale



All information presented is based on data supplied by BRIGHT MLS. BRIGHT MLS does not guarantee nor is it responsible for its accuracy. Data maintained by the MLS may not reflect all real estate activities in the market. Information is deemed reliable but not guaranteed.