



Patterson-Schwartz Real Estate

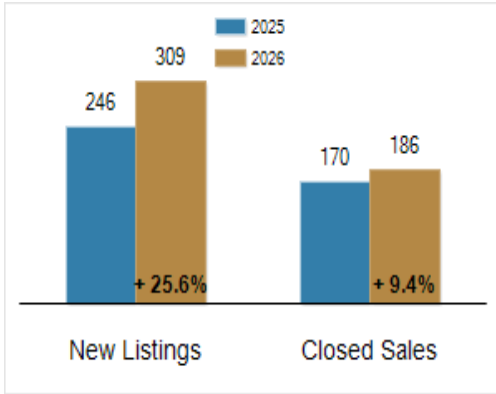
Residential Market Update

As of Wednesday, April 8, 2026 10:43:34 AM

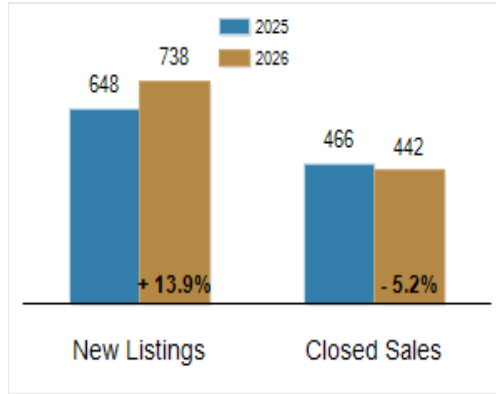
All Kent County	March			Year To Date		
	2025	2026	Change	2025	2026	Change
New Listings	246	309	+ 25.6%	648	738	+ 13.9%
Closed Sales	170	186	+ 9.4%	466	442	- 5.2%
Under Contract	212	227	+ 7.1%	552	539	- 2.4%
Median Sales Price	\$336,000	\$332,750	- 1.0%	\$330,000	\$332,750	+ 0.8%
% of Original List Price Received at Sale	95.8%	96.6%	+ 0.8%	96.5%	96.4%	- 0.1%
Average Days on Market Until Sale	59	57	- 3.4%	50	55	+ 10.0%

Total Residential Listing Inventory as of April 8, 2026	573
Total Residential Listing Inventory (excluding new construction) as of April 8, 2026	392

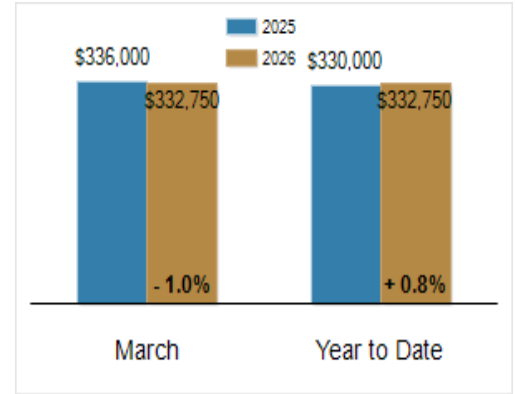
Activity: March



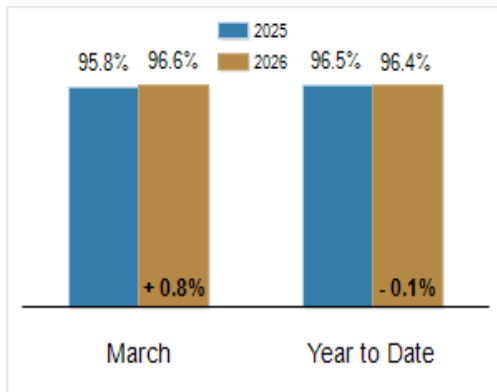
Activity: Year to Date



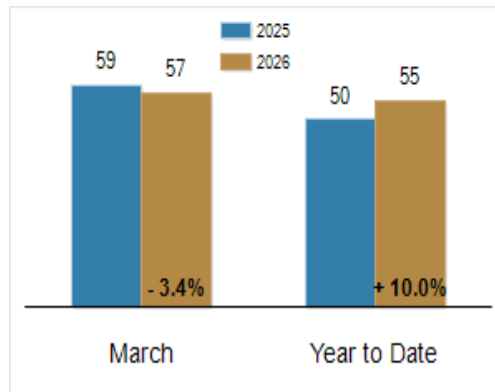
Median Sales Price



Percent of Original List Price Received at Sale



Average Days on Market Until Sale



All information presented is based on data supplied by BRIGHT MLS. BRIGHT MLS does not guarantee nor is it responsible for its accuracy. Data maintained by the MLS may not reflect all real estate activities in the market. Information is deemed reliable but not guaranteed.