



Patterson-Schwartz Real Estate

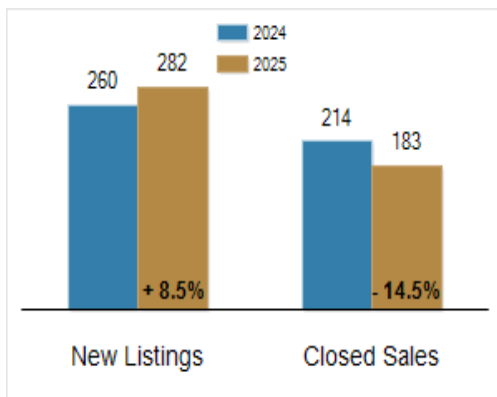
Residential Market Update

As of Friday, August 8, 2025 10:14:13 AM

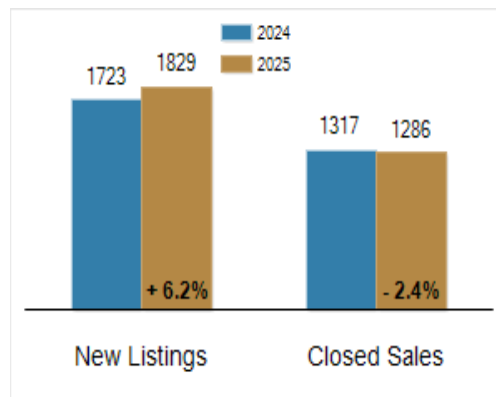
All Kent County	July			Year To Date		
	2024	2025	Change	2024	2025	Change
New Listings	260	282	+ 8.5%	1723	1829	+ 6.2%
Closed Sales	214	183	- 14.5%	1317	1286	- 2.4%
Under Contract	208	224	+ 7.7%	1386	1399	+ 0.9%
Median Sales Price	\$345,000	\$342,000	- 0.9%	\$340,000	\$339,900	+ 0.0%
% of Original List Price Received at Sale	97.4%	97.7%	+ 0.3%	97.2%	97.0%	- 0.2%
Average Days on Market Until Sale	28	38	+ 35.7%	37	46	+ 24.3%

Total Residential Listing Inventory as of August 8, 2025	600
Total Residential Listing Inventory (excluding new construction) as of August 8, 2025	431

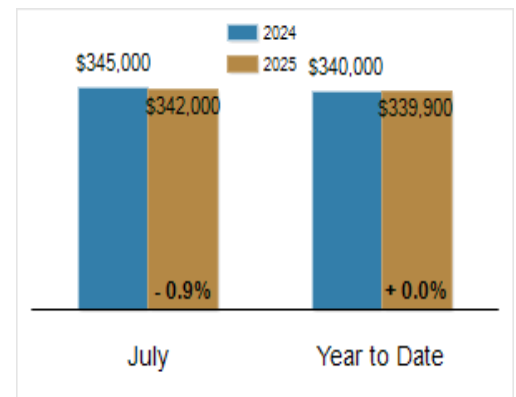
Activity: July



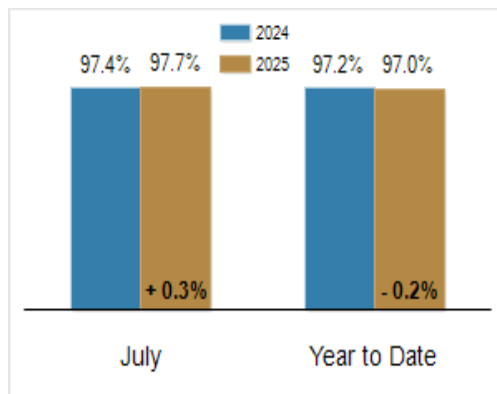
Activity: Year to Date



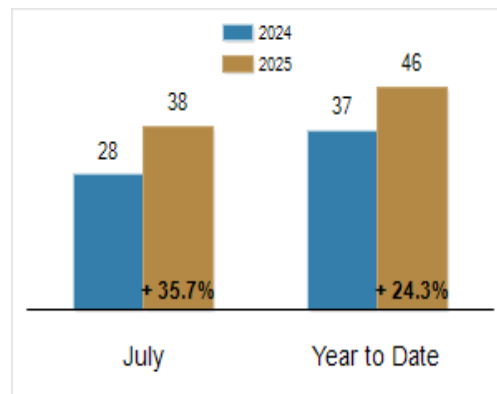
Median Sales Price



Percent of Original List Price Received at Sale



Average Days on Market Until Sale



All information presented is based on data supplied by BRIGHT MLS. BRIGHT MLS does not guarantee nor is it responsible for its accuracy. Data maintained by the MLS may not reflect all real estate activities in the market. Information is deemed reliable but not guaranteed.