



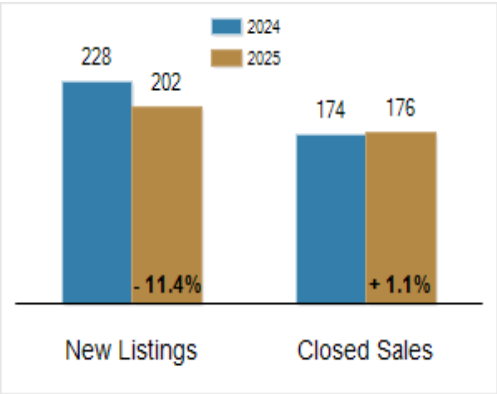
Patterson-Schwartz Real Estate
Residential Market Update

As of Monday, December 8, 2025 9:41:10 AM

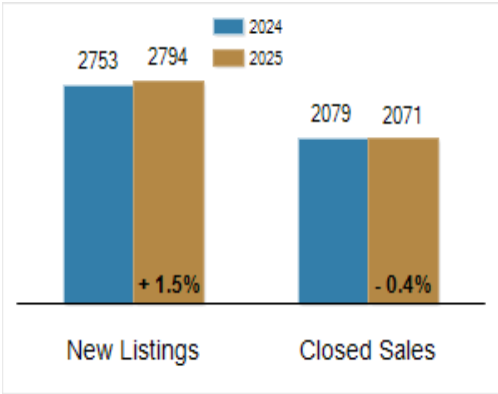
All Kent County	November			Year To Date		
	2024	2025	Change	2024	2025	Change
New Listings	228	202	- 11.4%	2753	2794	+ 1.5%
Closed Sales	174	176	+ 1.1%	2079	2071	- 0.4%
Under Contract	169	189	+ 11.8%	2143	2147	+ 0.2%
Median Sales Price	\$339,500	\$337,500	- 0.6%	\$340,000	\$340,000	+ 0.0%
% of Original List Price Received at Sale	98.4%	95.6%	- 2.8%	96.8%	96.8%	+ 0.0%
Average Days on Market Until Sale	40	47	+ 17.5%	37	46	+ 24.3%

Total Residential Listing Inventory as of December 8, 2025	543
Total Residential Listing Inventory (excluding new construction) as of December 8, 2025	369

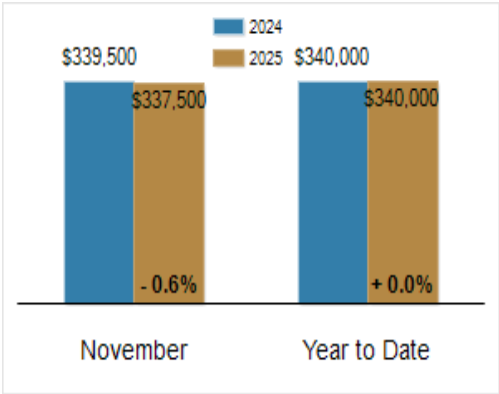
Activity: November



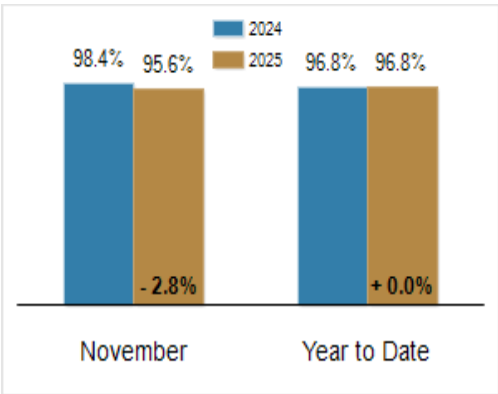
Activity: Year to Date



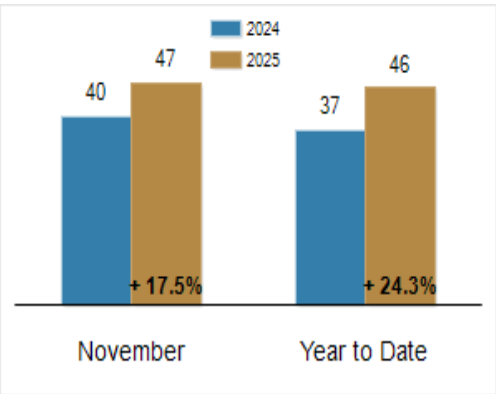
Median Sales Price



Percent of Original List Price Received at Sale



Average Days on Market Until Sale



All information presented is based on data supplied by BRIGHT MLS. BRIGHT MLS does not guarantee nor is it responsible for its accuracy. Data maintained by the MLS may not reflect all real estate activities in the market. Information is deemed reliable but not guaranteed.