



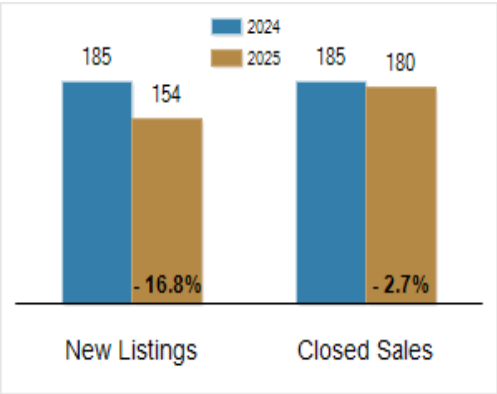
Patterson-Schwartz Real Estate
Residential Market Update

As of Thursday, January 8, 2026 4:01:57 PM

All Kent County	December			Year To Date		
	2024	2025	Change	2024	2025	Change
New Listings	185	154	- 16.8%	2938	2944	+ 0.2%
Closed Sales	185	180	- 2.7%	2264	2255	- 0.4%
Under Contract	125	150	+ 20.0%	2268	2282	+ 0.6%
Median Sales Price	\$350,000	\$315,000	- 10.0%	\$340,000	\$340,000	+ 0.0%
% of Original List Price Received at Sale	97.2%	96.5%	- 0.7%	96.8%	96.8%	+ 0.0%
Average Days on Market Until Sale	47	49	+ 4.3%	37	46	+ 24.3%

Total Residential Listing Inventory as of January 8, 2026	501
Total Residential Listing Inventory (excluding new construction) as of January 8, 2026	336

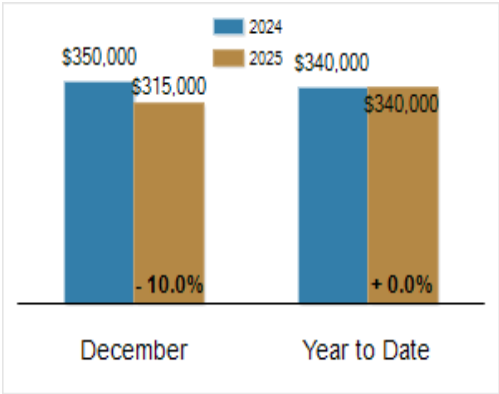
Activity: December



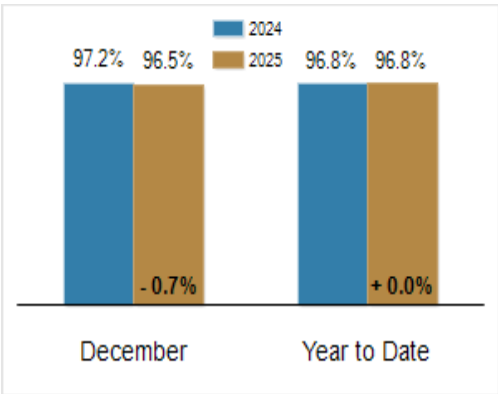
Activity: Year to Date



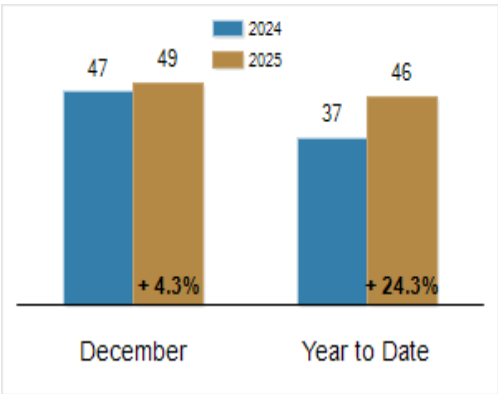
Median Sales Price



Percent of Original List Price Received at Sale



Average Days on Market Until Sale



All information presented is based on data supplied by BRIGHT MLS. BRIGHT MLS does not guarantee nor is it responsible for its accuracy. Data maintained by the MLS may not reflect all real estate activities in the market. Information is deemed reliable but not guaranteed.