



Patterson-Schwartz Real Estate

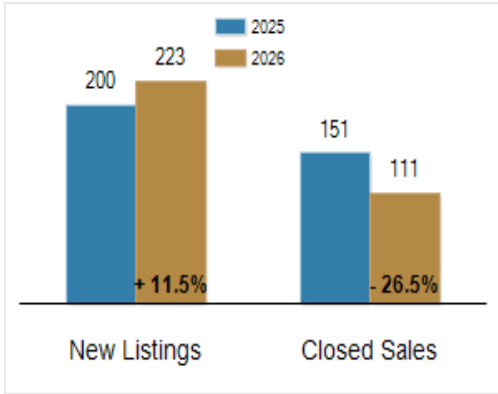
Residential Market Update

As of Monday, March 9, 2026 9:09:27 AM

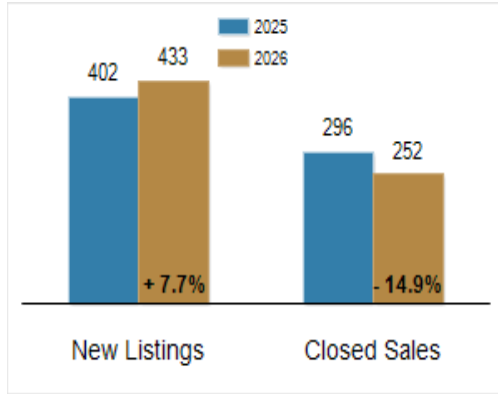
All Kent County	February			Year To Date		
	2025	2026	Change	2025	2026	Change
New Listings	200	223	+ 11.5%	402	433	+ 7.7%
Closed Sales	151	111	- 26.5%	296	252	- 14.9%
Under Contract	177	166	- 6.2%	340	316	- 7.1%
Median Sales Price	\$325,000	\$329,900	+ 1.5%	\$325,000	\$332,450	+ 2.3%
% of Original List Price Received at Sale	96.9%	96.7%	- 0.2%	96.9%	96.1%	- 0.8%
Average Days on Market Until Sale	45	49	+ 8.9%	45	53	+ 17.8%

Total Residential Listing Inventory as of March 9, 2026	515
Total Residential Listing Inventory (excluding new construction) as of March 9, 2026	344

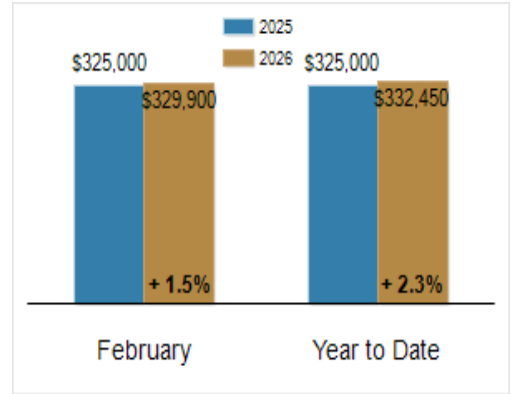
Activity: February



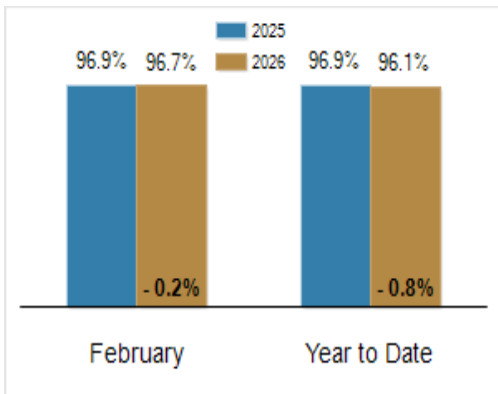
Activity: Year to Date



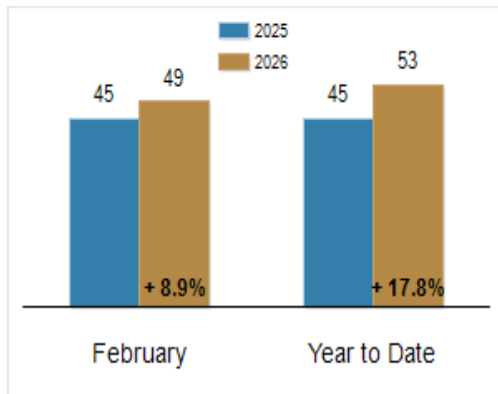
Median Sales Price



Percent of Original List Price Received at Sale



Average Days on Market Until Sale



All information presented is based on data supplied by BRIGHT MLS. BRIGHT MLS does not guarantee nor is it responsible for its accuracy. Data maintained by the MLS may not reflect all real estate activities in the market. Information is deemed reliable but not guaranteed.