



# Patterson-Schwartz Real Estate

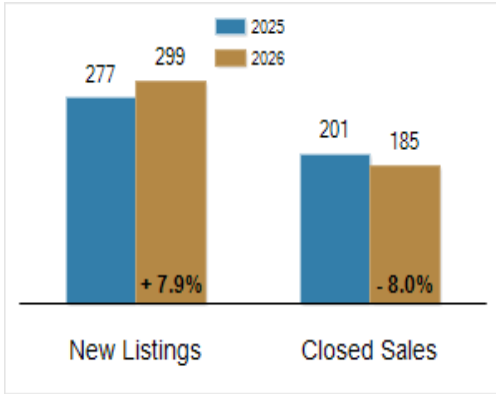
## Residential Market Update

As of Friday, May 8, 2026 9:28:52 AM

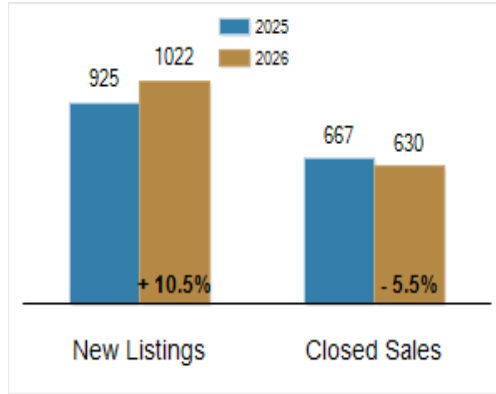
All Kent County	April			Year To Date		
	2025	2026	Change	2025	2026	Change
New Listings	277	299	+ 7.9%	925	1022	+ 10.5%
Closed Sales	201	185	- 8.0%	667	630	- 5.5%
Under Contract	209	237	+ 13.4%	761	767	+ 0.8%
Median Sales Price	\$330,000	\$340,000	+ 3.0%	\$330,000	\$335,000	+ 1.5%
% of Original List Price Received at Sale	97.3%	97.6%	+ 0.3%	96.7%	96.8%	+ 0.1%
Average Days on Market Until Sale	51	50	- 2.0%	50	53	+ 6.0%

Total Residential Listing Inventory as of May 8, 2026	570
Total Residential Listing Inventory (excluding new construction) as of May 8, 2026	405

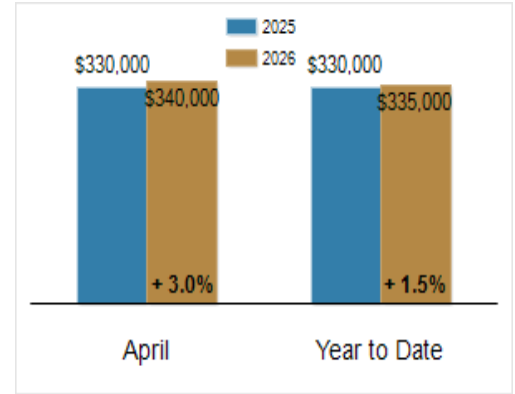
**Activity: April**



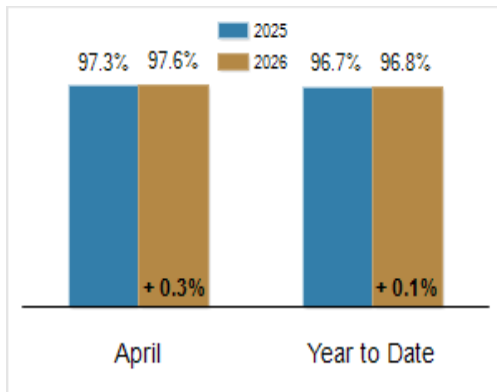
**Activity: Year to Date**



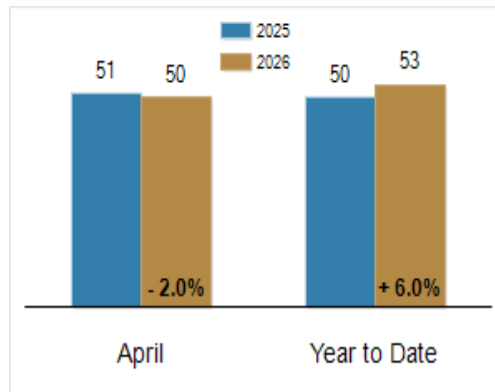
**Median Sales Price**



**Percent of Original List Price Received at Sale**



**Average Days on Market Until Sale**



All information presented is based on data supplied by BRIGHT MLS. BRIGHT MLS does not guarantee nor is it responsible for its accuracy. Data maintained by the MLS may not reflect all real estate activities in the market. Information is deemed reliable but not guaranteed.