



Patterson-Schwartz Real Estate
Residential Market Update

As of Friday, November 7, 2025 10:16:59 AM

All Kent County	October			Year To Date		
	2024	2025	Change	2024	2025	Change
New Listings	258	241	- 6.6%	2525	2595	+ 2.8%
Closed Sales	198	209	+ 5.6%	1905	1890	- 0.8%
Under Contract	207	207	+ 0.0%	1974	1973	- 0.1%
Median Sales Price	\$358,450	\$350,000	- 2.4%	\$340,000	\$340,000	+ 0.0%
% of Original List Price Received at Sale	92.1%	96.3%	+ 4.2%	96.6%	97.0%	+ 0.4%
Average Days on Market Until Sale	37	51	+ 37.8%	36	46	+ 27.8%

Total Residential Listing Inventory as of November 7, 2025	600
Total Residential Listing Inventory (excluding new construction) as of November 7, 2025	418

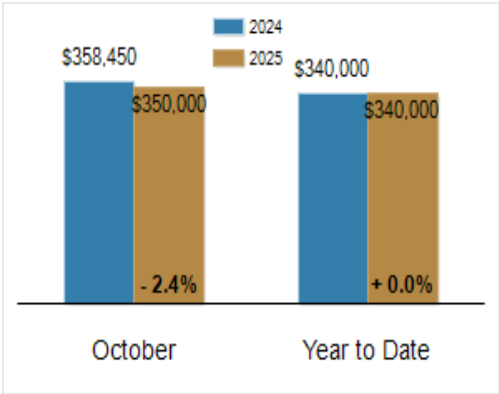
Activity: October



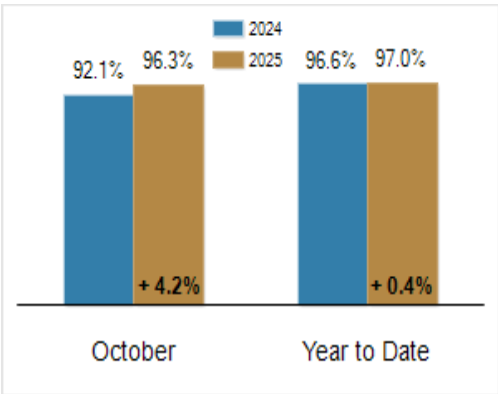
Activity: Year to Date



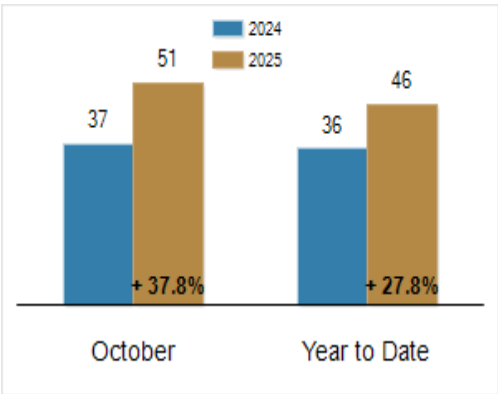
Median Sales Price



Percent of Original List Price Received at Sale



Average Days on Market Until Sale



All information presented is based on data supplied by BRIGHT MLS. BRIGHT MLS does not guarantee nor is it responsible for its accuracy. Data maintained by the MLS may not reflect all real estate activities in the market. Information is deemed reliable but not guaranteed.