



Patterson-Schwartz Real Estate
Residential Market Update

As of Monday, September 8, 2025 10:58:45 AM

All Kent County	August			Year To Date		
	2024	2025	Change	2024	2025	Change
New Listings	270	277	+ 2.6%	1993	2099	+ 5.3%
Closed Sales	200	204	+ 2.0%	1517	1494	- 1.5%
Under Contract	189	213	+ 12.7%	1575	1592	+ 1.1%
Median Sales Price	\$339,700	\$350,000	+ 3.0%	\$340,000	\$340,000	+ 0.0%
% of Original List Price Received at Sale	97.2%	97.4%	+ 0.2%	97.2%	97.1%	- 0.1%
Average Days on Market Until Sale	31	39	+ 25.8%	36	45	+ 25.0%

Total Residential Listing Inventory as of September 8, 2025	608
Total Residential Listing Inventory (excluding new construction) as of September 8, 2025	439

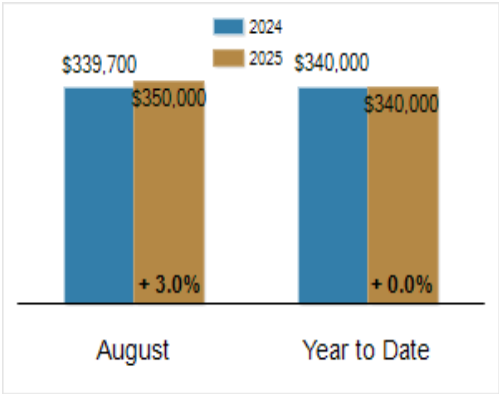
Activity: August



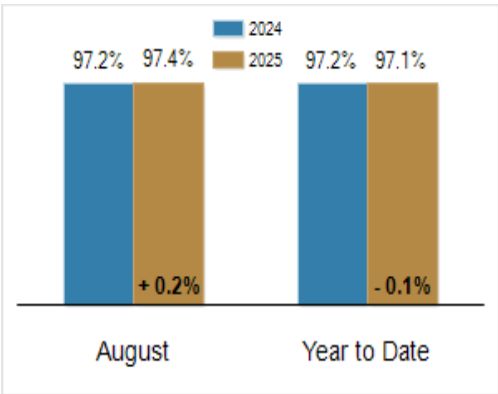
Activity: Year to Date



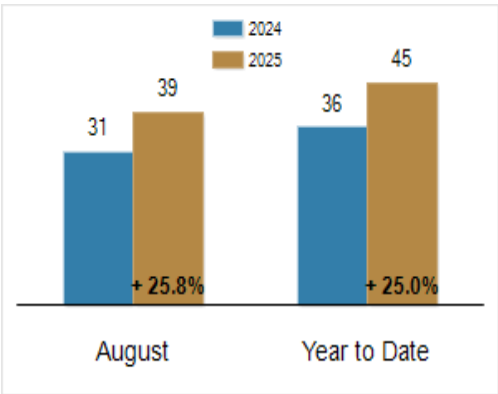
Median Sales Price



Percent of Original List Price Received at Sale



Average Days on Market Until Sale



All information presented is based on data supplied by BRIGHT MLS. BRIGHT MLS does not guarantee nor is it responsible for its accuracy. Data maintained by the MLS may not reflect all real estate activities in the market. Information is deemed reliable but not guaranteed.