



Patterson-Schwartz Real Estate

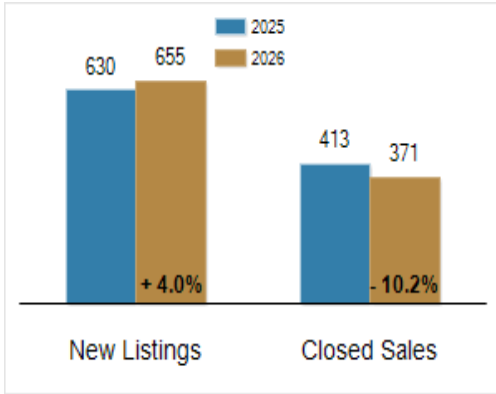
Residential Market Update

As of Wednesday, April 8, 2026 10:42:33 AM

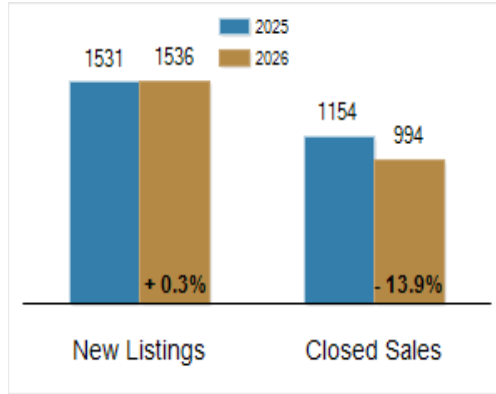
All New Castle County	March			Year To Date		
	2025	2026	Change	2025	2026	Change
New Listings	630	655	+ 4.0%	1531	1536	+ 0.3%
Closed Sales	413	371	- 10.2%	1154	994	- 13.9%
Under Contract	547	534	- 2.4%	1315	1205	- 8.4%
Median Sales Price	\$351,000	\$380,000	+ 8.3%	\$354,750	\$375,000	+ 5.7%
% of Original List Price Received at Sale	98.5%	98.2%	- 0.3%	97.3%	97.6%	+ 0.3%
Average Days on Market Until Sale	33	33	+ 0.0%	33	34	+ 3.0%

Total Residential Listing Inventory as of April 8, 2026	831
Total Residential Listing Inventory (excluding new construction) as of April 8, 2026	667

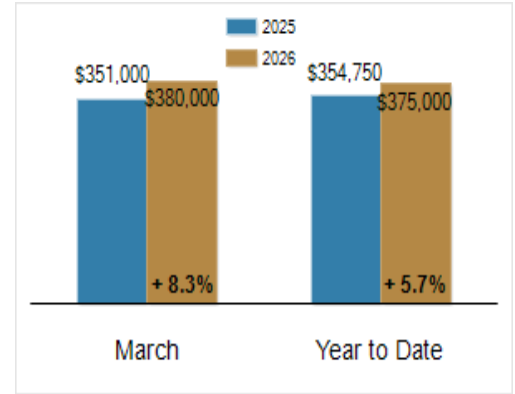
Activity: March



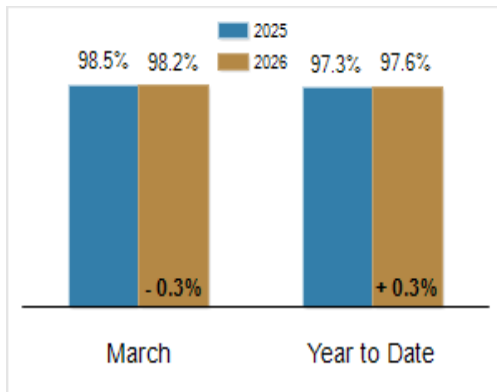
Activity: Year to Date



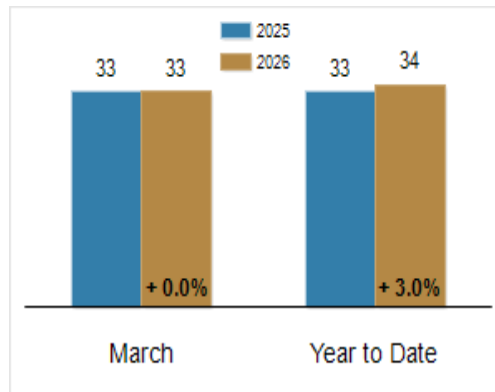
Median Sales Price



Percent of Original List Price Received at Sale



Average Days on Market Until Sale



All information presented is based on data supplied by BRIGHT MLS. BRIGHT MLS does not guarantee nor is it responsible for its accuracy. Data maintained by the MLS may not reflect all real estate activities in the market. Information is deemed reliable but not guaranteed.