



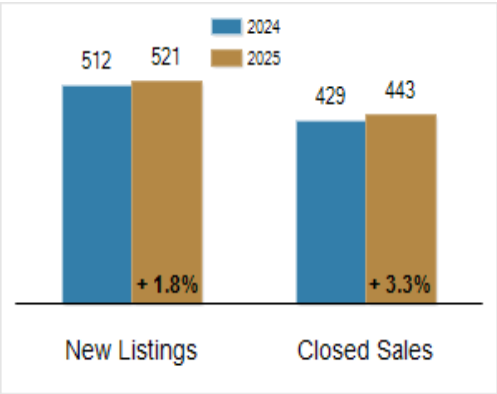
Patterson-Schwartz Real Estate
Residential Market Update

As of Monday, December 8, 2025 9:38:44 AM

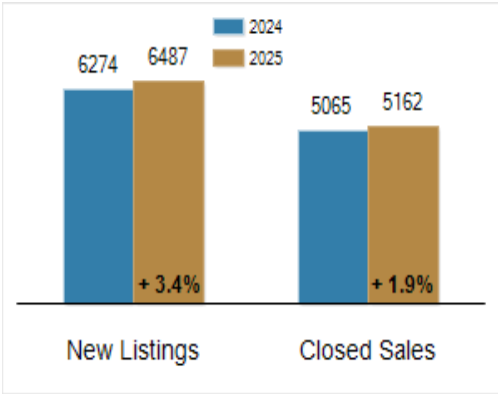
All New Castle County	November			Year To Date		
	2024	2025	Change	2024	2025	Change
New Listings	512	521	+ 1.8%	6274	6487	+ 3.4%
Closed Sales	429	443	+ 3.3%	5065	5162	+ 1.9%
Under Contract	443	481	+ 8.6%	5281	5365	+ 1.6%
Median Sales Price	\$361,000	\$382,500	+ 6.0%	\$357,000	\$375,000	+ 5.0%
% of Original List Price Received at Sale	99.4%	96.7%	- 2.7%	99.4%	98.3%	- 1.1%
Average Days on Market Until Sale	28	27	- 3.6%	23	27	+ 17.4%

Total Residential Listing Inventory as of December 8, 2025	826
Total Residential Listing Inventory (excluding new construction) as of December 8, 2025	641

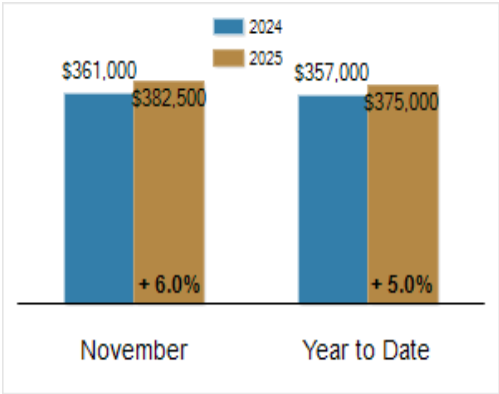
Activity: November



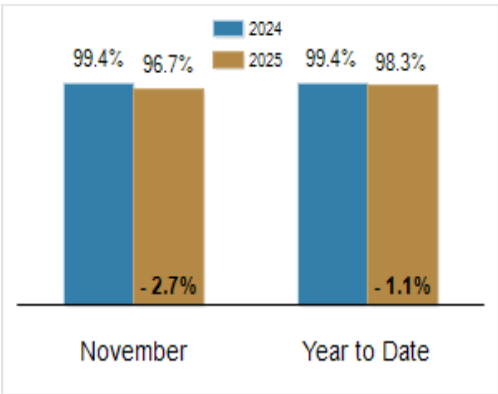
Activity: Year to Date



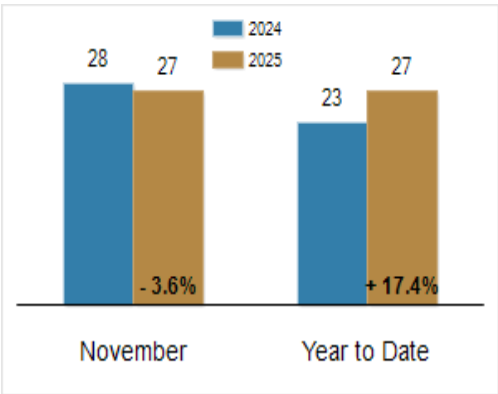
Median Sales Price



Percent of Original List Price Received at Sale



Average Days on Market Until Sale



All information presented is based on data supplied by BRIGHT MLS. BRIGHT MLS does not guarantee nor is it responsible for its accuracy.
Data maintained by the MLS may not reflect all real estate activities in the market. Information is deemed reliable but not guaranteed.