



# Patterson-Schwartz Real Estate

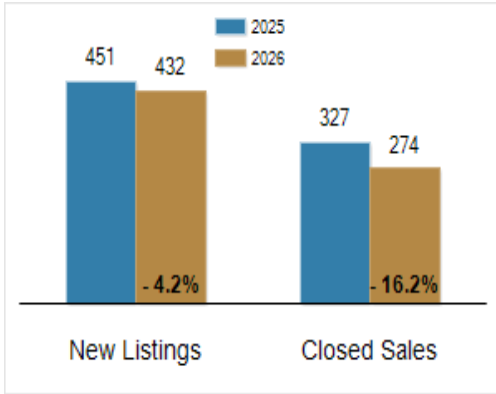
## Residential Market Update

As of Monday, March 9, 2026 9:07:39 AM

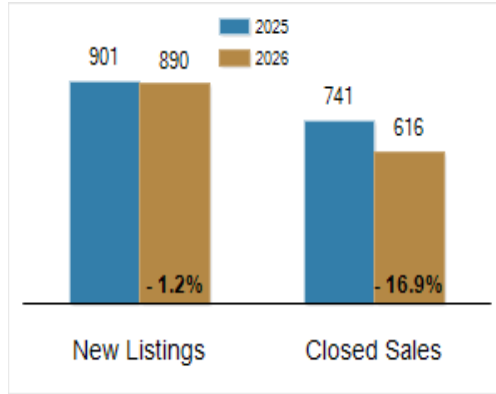
All New Castle County	February			Year To Date		
	2025	2026	Change	2025	2026	Change
New Listings	451	432	- 4.2%	901	890	- 1.2%
Closed Sales	327	274	- 16.2%	741	616	- 16.9%
Under Contract	392	358	- 8.7%	768	693	- 9.8%
Median Sales Price	\$363,000	\$365,000	+ 0.6%	\$355,000	\$372,750	+ 5.0%
% of Original List Price Received at Sale	97.2%	97.6%	+ 0.4%	96.7%	97.1%	+ 0.4%
Average Days on Market Until Sale	34	36	+ 5.9%	33	34	+ 3.0%

Total Residential Listing Inventory as of March 9, 2026	750
Total Residential Listing Inventory (excluding new construction) as of March 9, 2026	585

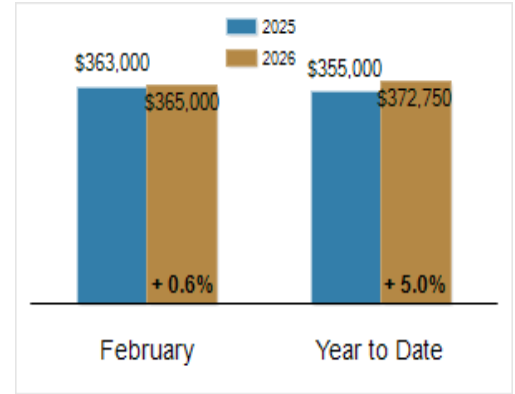
**Activity: February**



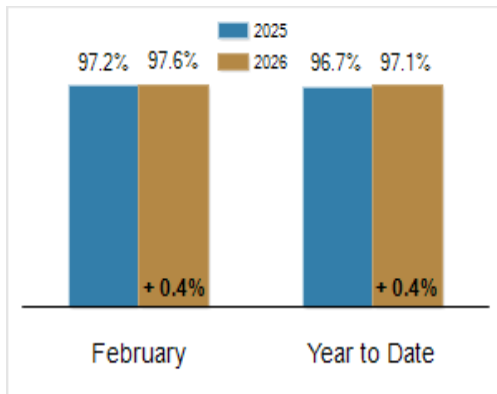
**Activity: Year to Date**



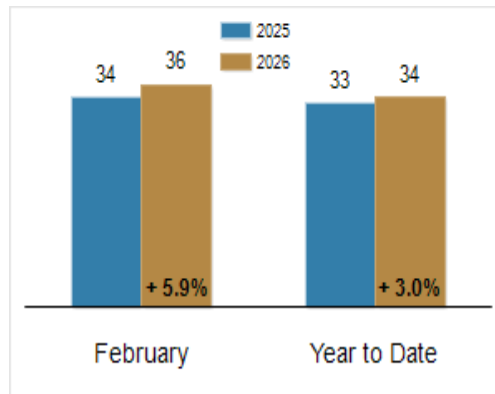
**Median Sales Price**



**Percent of Original List Price Received at Sale**



**Average Days on Market Until Sale**



All information presented is based on data supplied by BRIGHT MLS. BRIGHT MLS does not guarantee nor is it responsible for its accuracy. Data maintained by the MLS may not reflect all real estate activities in the market. Information is deemed reliable but not guaranteed.