



Patterson-Schwartz Real Estate

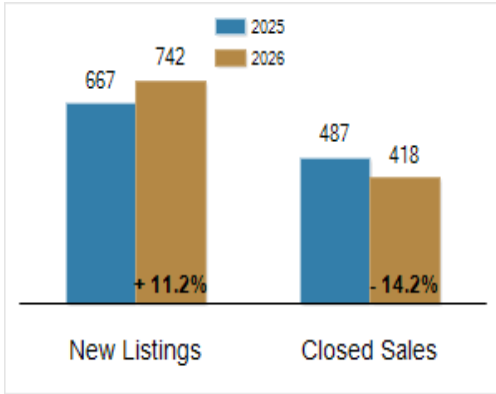
Residential Market Update

As of Friday, May 8, 2026 9:26:44 AM

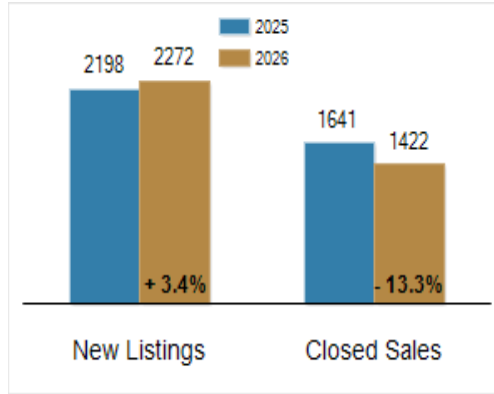
All New Castle County	April			Year To Date		
	2025	2026	Change	2025	2026	Change
New Listings	667	742	+ 11.2%	2198	2272	+ 3.4%
Closed Sales	487	418	- 14.2%	1641	1422	- 13.3%
Under Contract	557	594	+ 6.6%	1872	1780	- 4.9%
Median Sales Price	\$371,000	\$375,000	+ 1.1%	\$360,000	\$375,000	+ 4.2%
% of Original List Price Received at Sale	99.1%	99.7%	+ 0.6%	97.8%	98.2%	+ 0.4%
Average Days on Market Until Sale	30	26	- 13.3%	32	32	+ 0.0%

Total Residential Listing Inventory as of May 8, 2026	905
Total Residential Listing Inventory (excluding new construction) as of May 8, 2026	732

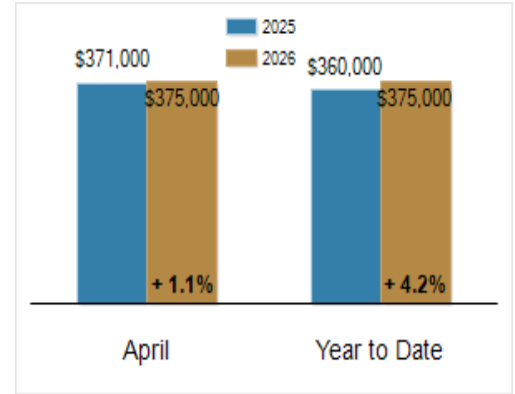
Activity: April



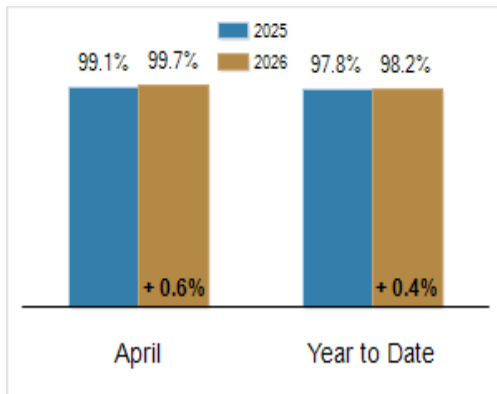
Activity: Year to Date



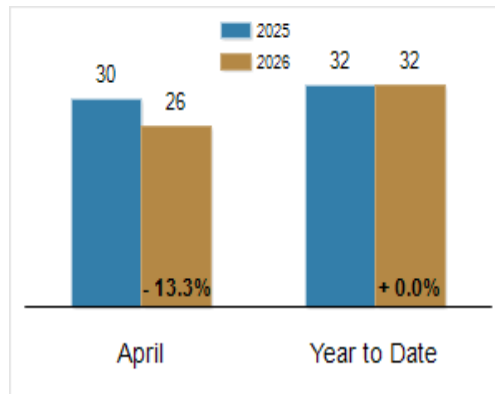
Median Sales Price



Percent of Original List Price Received at Sale



Average Days on Market Until Sale



All information presented is based on data supplied by BRIGHT MLS. BRIGHT MLS does not guarantee nor is it responsible for its accuracy. Data maintained by the MLS may not reflect all real estate activities in the market. Information is deemed reliable but not guaranteed.