



Patterson-Schwartz Real Estate
Residential Market Update

As of Friday, November 7, 2025 10:15:50 AM

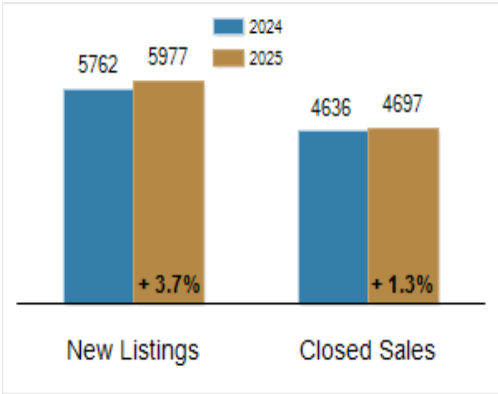
All New Castle County	October			Year To Date		
	2024	2025	Change	2024	2025	Change
New Listings	593	654	+ 10.3%	5762	5977	+ 3.7%
Closed Sales	496	480	- 3.2%	4636	4697	+ 1.3%
Under Contract	488	515	+ 5.5%	4838	4908	+ 1.4%
Median Sales Price	\$365,000	\$385,000	+ 5.5%	\$357,000	\$375,000	+ 5.0%
% of Original List Price Received at Sale	99.2%	98.0%	- 1.2%	99.4%	98.4%	- 1.0%
Average Days on Market Until Sale	22	27	+ 22.7%	22	27	+ 22.7%

Total Residential Listing Inventory as of November 7, 2025	888
Total Residential Listing Inventory (excluding new construction) as of November 7, 2025	719

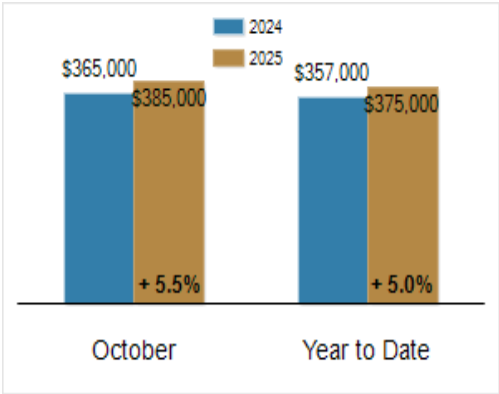
Activity: October



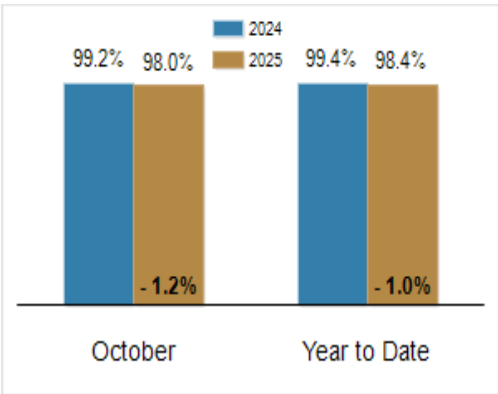
Activity: Year to Date



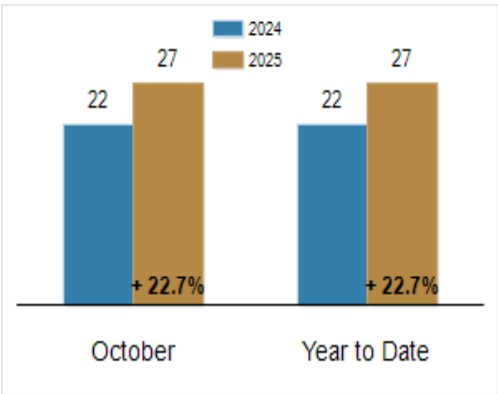
Median Sales Price



Percent of Original List Price Received at Sale



Average Days on Market Until Sale



All information presented is based on data supplied by BRIGHT MLS. BRIGHT MLS does not guarantee nor is it responsible for its accuracy.
Data maintained by the MLS may not reflect all real estate activities in the market. Information is deemed reliable but not guaranteed.