



Patterson-Schwartz Real Estate
Residential Market Update

As of Wednesday, October 8, 2025 9:03:21 AM

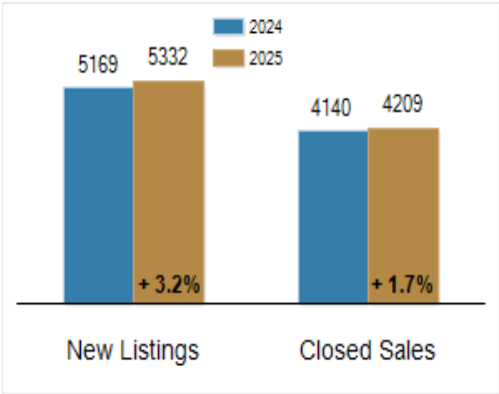
All New Castle County	September			Year To Date		
	2024	2025	Change	2024	2025	Change
New Listings	595	605	+ 1.7%	5169	5332	+ 3.2%
Closed Sales	473	463	- 2.1%	4140	4209	+ 1.7%
Under Contract	483	500	+ 3.5%	4350	4416	+ 1.5%
Median Sales Price	\$375,000	\$365,000	- 2.7%	\$355,000	\$372,000	+ 4.8%
% of Original List Price Received at Sale	99.4%	100.2%	+ 0.8%	99.4%	98.7%	- 0.7%
Average Days on Market Until Sale	20	27	+ 35.0%	22	27	+ 22.7%

Total Residential Listing Inventory as of October 8, 2025	867
Total Residential Listing Inventory (excluding new construction) as of October 8, 2025	709

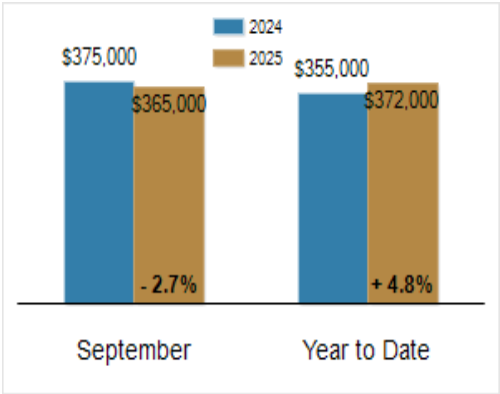
Activity: September



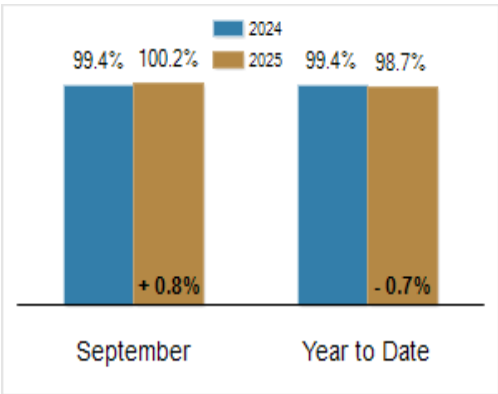
Activity: Year to Date



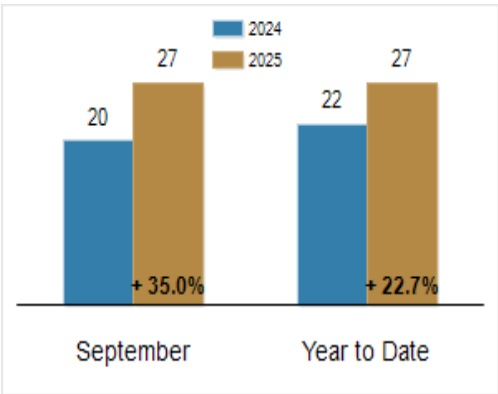
Median Sales Price



Percent of Original List Price Received at Sale



Average Days on Market Until Sale



All information presented is based on data supplied by BRIGHT MLS. BRIGHT MLS does not guarantee nor is it responsible for its accuracy. Data maintained by the MLS may not reflect all real estate activities in the market. Information is deemed reliable but not guaranteed.