



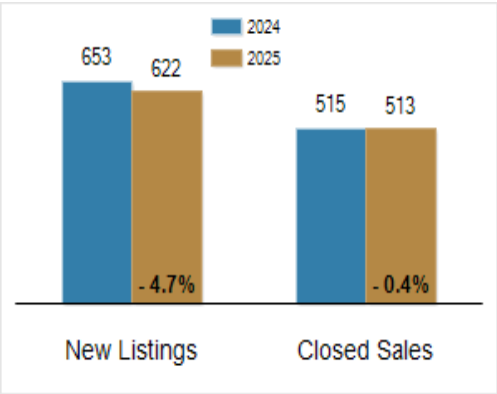
**Patterson-Schwartz Real Estate**  
**Residential Market Update**

As of Monday, September 8, 2025 10:57:57 AM

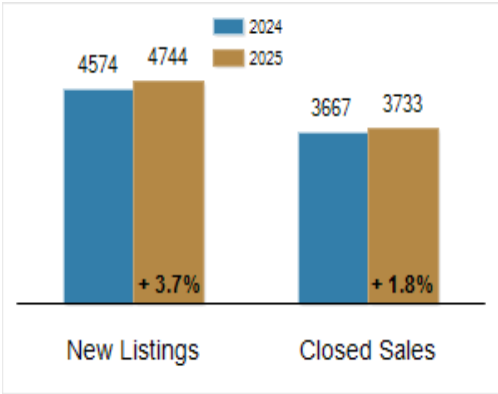
All New Castle County	August			Year To Date		
	2024	2025	Change	2024	2025	Change
New Listings	653	622	- 4.7%	4574	4744	+ 3.7%
Closed Sales	515	513	- 0.4%	3667	3733	+ 1.8%
Under Contract	499	513	+ 2.8%	3867	3929	+ 1.6%
Median Sales Price	\$380,000	\$372,500	- 2.0%	\$355,000	\$375,000	+ 5.6%
% of Original List Price Received at Sale	99.7%	98.4%	- 1.3%	99.4%	98.5%	- 0.9%
Average Days on Market Until Sale	20	25	+ 25.0%	23	27	+ 17.4%

Total Residential Listing Inventory as of September 8, 2025	869
Total Residential Listing Inventory (excluding new construction) as of September 8, 2025	700

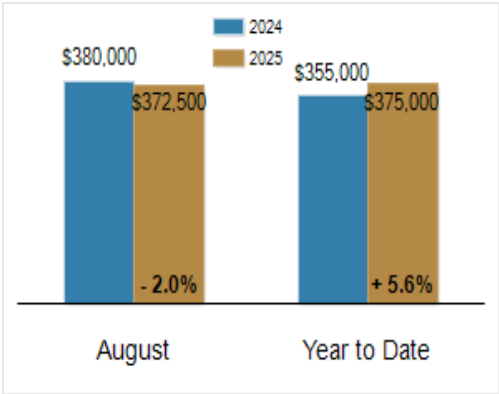
**Activity: August**



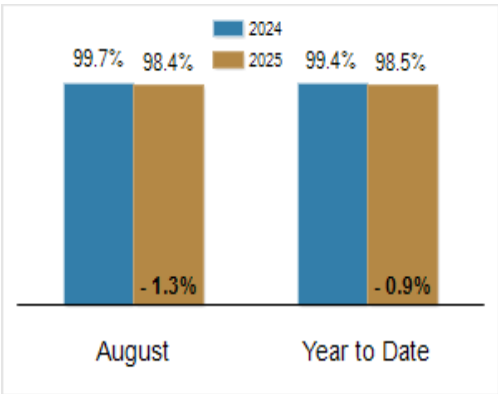
**Activity: Year to Date**



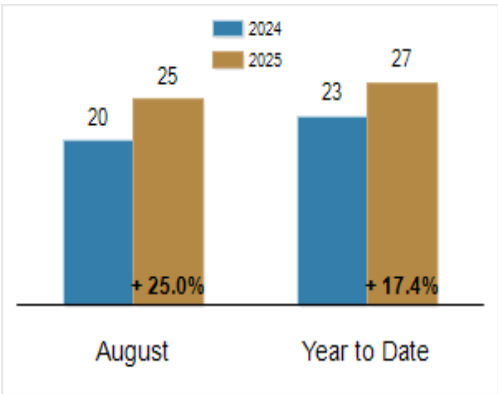
**Median Sales Price**



**Percent of Original List Price Received at Sale**



**Average Days on Market Until Sale**



All information presented is based on data supplied by BRIGHT MLS. BRIGHT MLS does not guarantee nor is it responsible for its accuracy. Data maintained by the MLS may not reflect all real estate activities in the market. Information is deemed reliable but not guaranteed.