



Patterson-Schwartz Real Estate

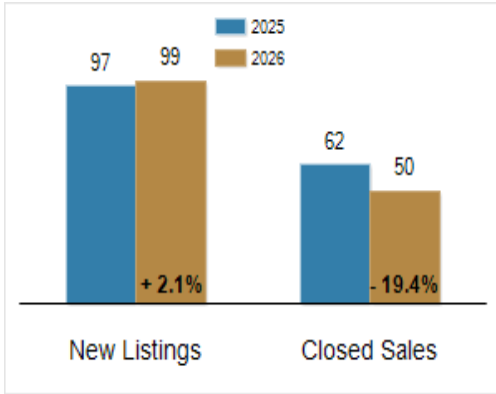
Residential Market Update

As of Wednesday, April 8, 2026 10:44:43 AM

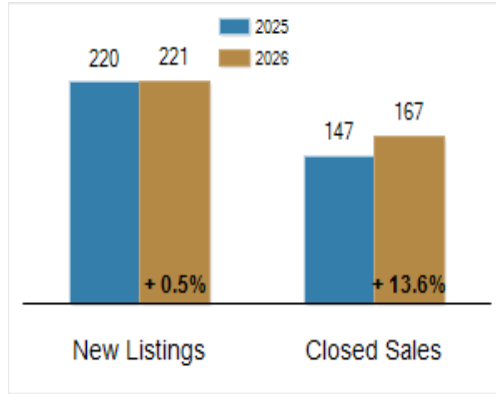
Southern Chester Counties	March			Year To Date		
	2025	2026	Change	2025	2026	Change
New Listings	97	99	+ 2.1%	220	221	+ 0.5%
Closed Sales	62	50	- 19.4%	147	167	+ 13.6%
Under Contract	104	79	- 24.0%	206	197	- 4.4%
Median Sales Price	\$528,419	\$582,450	+ 10.2%	\$545,000	\$595,000	+ 9.2%
% of Original List Price Received at Sale	100.7%	97.9%	- 2.8%	98.3%	100.9%	+ 2.6%
Average Days on Market Until Sale	32	49	+ 53.1%	29	41	+ 41.4%

Total Residential Listing Inventory as of April 8, 2026	165
Total Residential Listing Inventory (excluding new construction) as of April 8, 2026	103

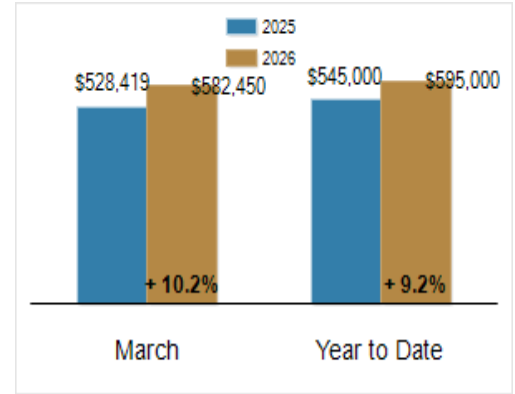
Activity: March



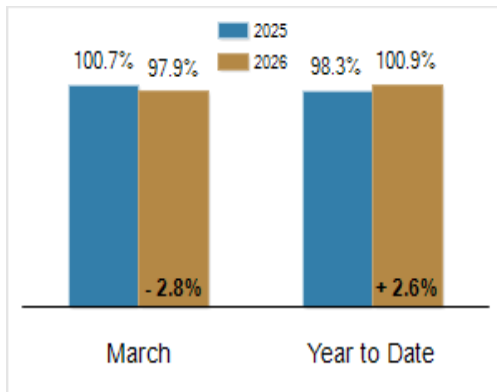
Activity: Year to Date



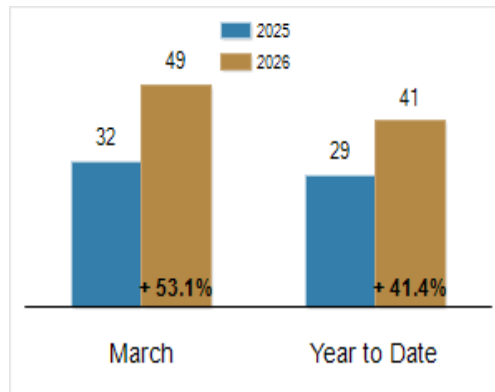
Median Sales Price



Percent of Original List Price Received at Sale



Average Days on Market Until Sale



All information presented is based on data supplied by BRIGHT MLS. BRIGHT MLS does not guarantee nor is it responsible for its accuracy. Data maintained by the MLS may not reflect all real estate activities in the market. Information is deemed reliable but not guaranteed.