



Patterson-Schwartz Real Estate

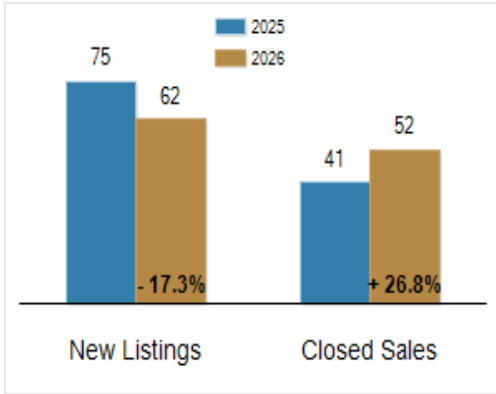
Residential Market Update

As of Monday, March 9, 2026 9:11:35 AM

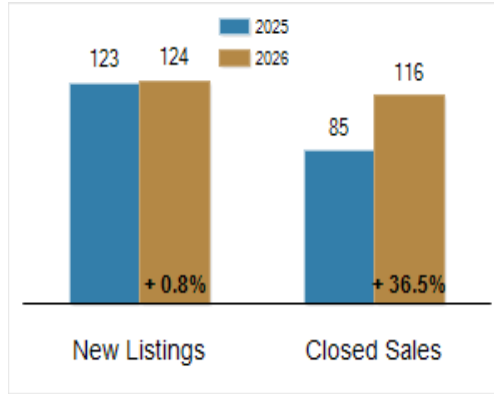
Southern Chester Counties	February			Year To Date		
	2025	2026	Change	2025	2026	Change
New Listings	75	62	- 17.3%	123	124	+ 0.8%
Closed Sales	41	52	+ 26.8%	85	116	+ 36.5%
Under Contract	52	57	+ 9.6%	102	117	+ 14.7%
Median Sales Price	\$570,000	\$597,830	+ 4.9%	\$550,000	\$599,950	+ 9.1%
% of Original List Price Received at Sale	93.4%	105.1%	+ 11.7%	96.6%	102.1%	+ 5.5%
Average Days on Market Until Sale	34	49	+ 44.1%	27	37	+ 37.0%

Total Residential Listing Inventory as of March 9, 2026	134
Total Residential Listing Inventory (excluding new construction) as of March 9, 2026	66

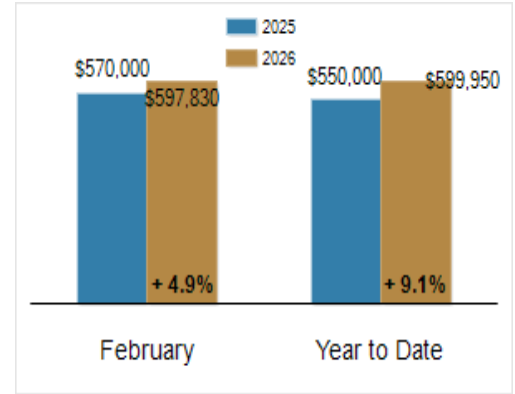
Activity: February



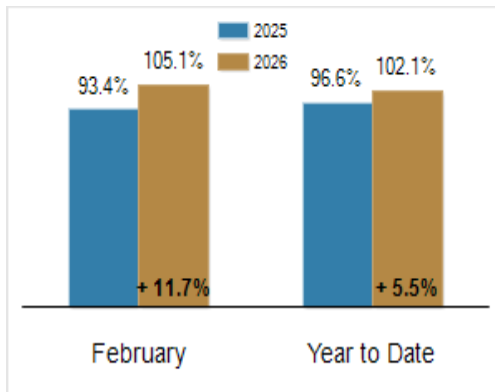
Activity: Year to Date



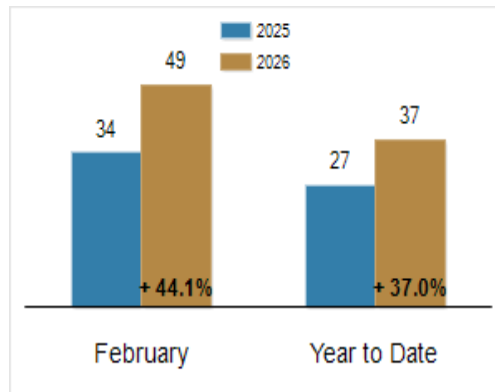
Median Sales Price



Percent of Original List Price Received at Sale



Average Days on Market Until Sale



All information presented is based on data supplied by BRIGHT MLS. BRIGHT MLS does not guarantee nor is it responsible for its accuracy. Data maintained by the MLS may not reflect all real estate activities in the market. Information is deemed reliable but not guaranteed.