



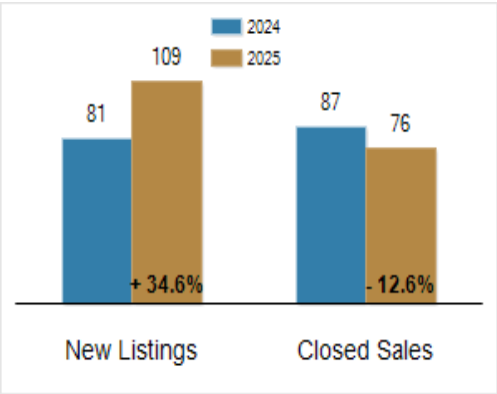
**Patterson-Schwartz Real Estate**  
**Residential Market Update**

As of Friday, November 7, 2025 10:18:08 AM

Southern Chester Counties	October			Year To Date		
	2024	2025	Change	2024	2025	Change
New Listings	81	109	+ 34.6%	996	1037	+ 4.1%
Closed Sales	87	76	- 12.6%	771	766	- 0.6%
Under Contract	76	63	- 17.1%	816	785	- 3.8%
Median Sales Price	\$530,000	\$545,664	+ 3.0%	\$551,590	\$590,000	+ 7.0%
% of Original List Price Received at Sale	99.9%	97.7%	- 2.2%	99.7%	98.8%	- 0.9%
Average Days on Market Until Sale	18	25	+ 38.9%	23	24	+ 4.3%

Total Residential Listing Inventory as of November 7, 2025	215
Total Residential Listing Inventory (excluding new construction) as of November 7, 2025	141

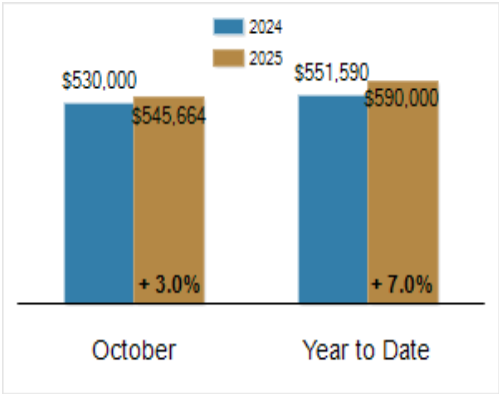
Activity: October



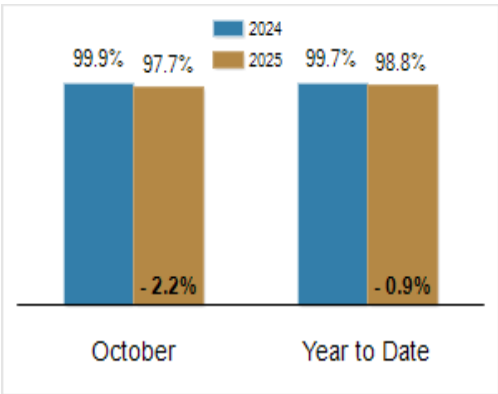
Activity: Year to Date



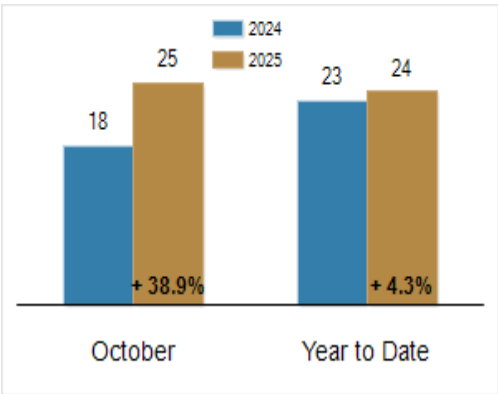
Median Sales Price



Percent of Original List Price Received at Sale



Average Days on Market Until Sale



All information presented is based on data supplied by BRIGHT MLS. BRIGHT MLS does not guarantee nor is it responsible for its accuracy. Data maintained by the MLS may not reflect all real estate activities in the market. Information is deemed reliable but not guaranteed.