



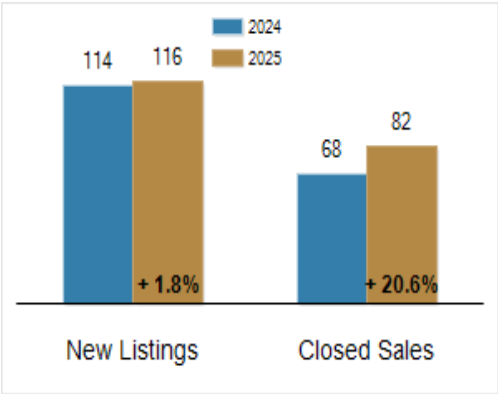
**Patterson-Schwartz Real Estate**  
**Residential Market Update**

As of Wednesday, October 8, 2025 9:07:49 AM

Southern Chester Counties	September			Year To Date		
	2024	2025	Change	2024	2025	Change
New Listings	114	116	+ 1.8%	915	930	+ 1.6%
Closed Sales	68	82	+ 20.6%	684	688	+ 0.6%
Under Contract	79	90	+ 13.9%	740	730	- 1.4%
Median Sales Price	\$556,700	\$629,500	+ 13.1%	\$555,275	\$595,000	+ 7.2%
% of Original List Price Received at Sale	97.4%	100.4%	+ 3.0%	99.6%	98.9%	- 0.7%
Average Days on Market Until Sale	28	27	- 3.6%	24	24	+ 0.0%

Total Residential Listing Inventory as of October 8, 2025	200
Total Residential Listing Inventory (excluding new construction) as of October 8, 2025	141

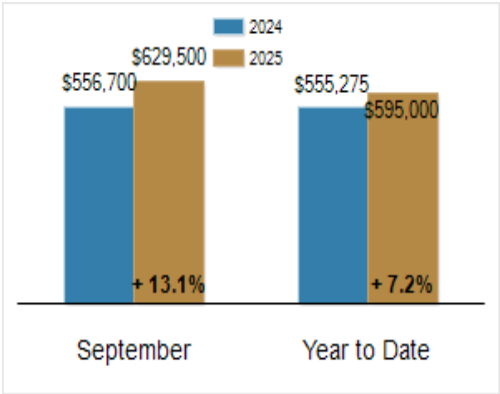
Activity: September



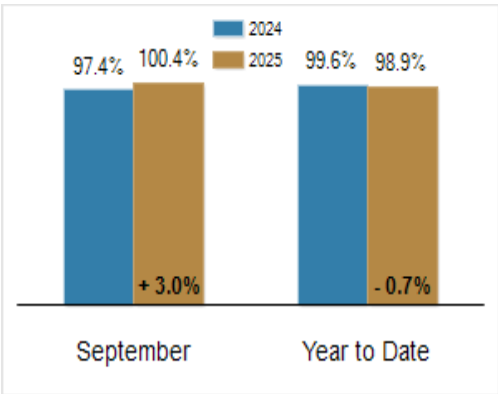
Activity: Year to Date



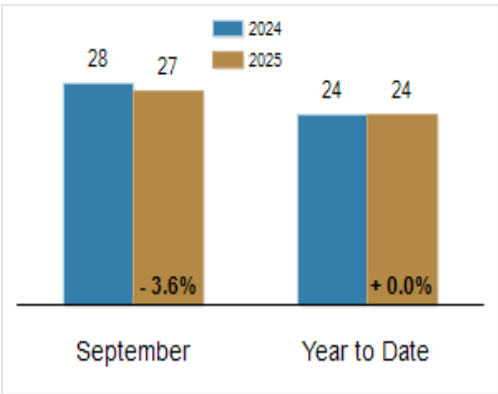
Median Sales Price



Percent of Original List Price Received at Sale



Average Days on Market Until Sale



All information presented is based on data supplied by BRIGHT MLS. BRIGHT MLS does not guarantee nor is it responsible for its accuracy. Data maintained by the MLS may not reflect all real estate activities in the market. Information is deemed reliable but not guaranteed.