



Patterson-Schwartz Real Estate

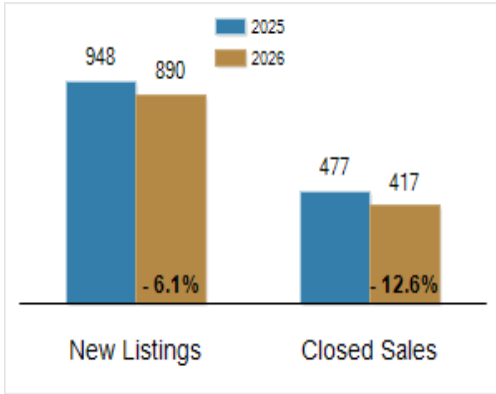
Residential Market Update

As of Wednesday, April 8, 2026 10:44:07 AM

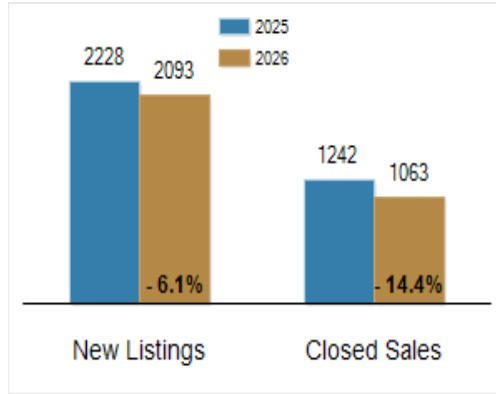
All Sussex County	March			Year To Date		
	2025	2026	Change	2025	2026	Change
New Listings	948	890	- 6.1%	2228	2093	- 6.1%
Closed Sales	477	417	- 12.6%	1242	1063	- 14.4%
Under Contract	534	564	+ 5.6%	1343	1338	- 0.4%
Median Sales Price	\$451,000	\$435,000	- 3.5%	\$455,000	\$449,900	- 1.1%
% of Original List Price Received at Sale	98.6%	97.0%	- 1.6%	97.3%	95.3%	- 2.0%
Average Days on Market Until Sale	55	76	+ 38.2%	60	79	+ 31.7%

Total Residential Listing Inventory as of April 8, 2026	2228
Total Residential Listing Inventory (excluding new construction) as of April 8, 2026	1583

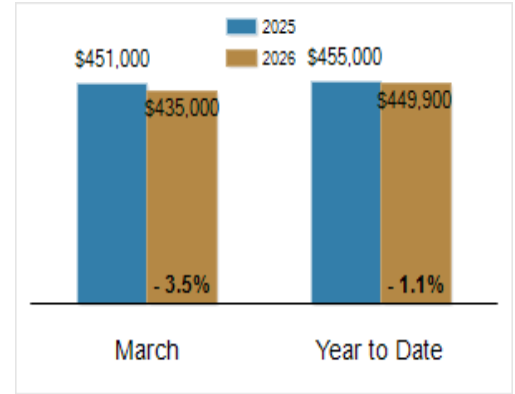
Activity: March



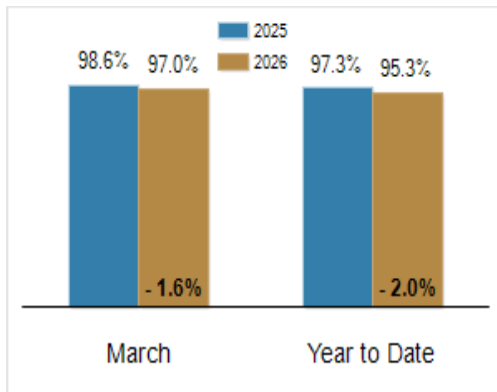
Activity: Year to Date



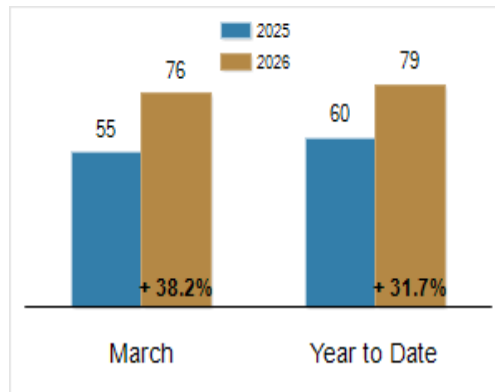
Median Sales Price



Percent of Original List Price Received at Sale



Average Days on Market Until Sale



All information presented is based on data supplied by BRIGHT MLS. BRIGHT MLS does not guarantee nor is it responsible for its accuracy. Data maintained by the MLS may not reflect all real estate activities in the market. Information is deemed reliable but not guaranteed.