



Patterson-Schwartz Real Estate

Residential Market Update

As of Friday, August 8, 2025 10:15:03 AM

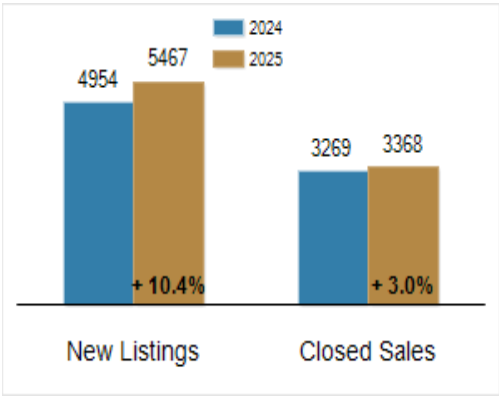
All Sussex County	July			Year To Date		
	2024	2025	Change	2024	2025	Change
New Listings	769	718	- 6.6%	4954	5467	+ 10.4%
Closed Sales	540	504	- 6.7%	3269	3368	+ 3.0%
Under Contract	508	610	+ 20.1%	3551	3465	- 2.4%
Median Sales Price	\$431,990	\$435,000	+ 0.7%	\$450,000	\$459,900	+ 2.2%
% of Original List Price Received at Sale	97.8%	95.7%	- 2.1%	98.3%	97.4%	- 0.9%
Average Days on Market Until Sale	60	64	+ 6.7%	51	57	+ 11.8%

Total Residential Listing Inventory as of August 8, 2025	2161
Total Residential Listing Inventory (excluding new construction) as of August 8, 2025	1492

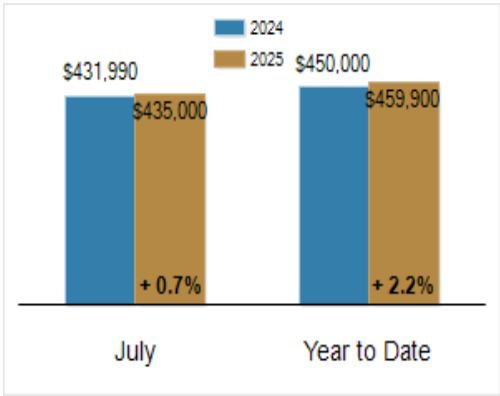
Activity: July



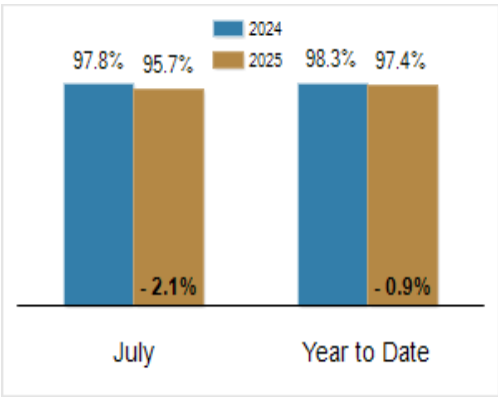
Activity: Year to Date



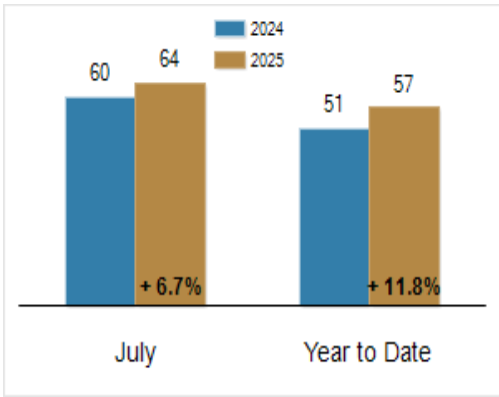
Median Sales Price



Percent of Original List Price Received at Sale



Average Days on Market Until Sale



All information presented is based on data supplied by BRIGHT MLS. BRIGHT MLS does not guarantee nor is it responsible for its accuracy. Data maintained by the MLS may not reflect all real estate activities in the market. Information is deemed reliable but not guaranteed.