



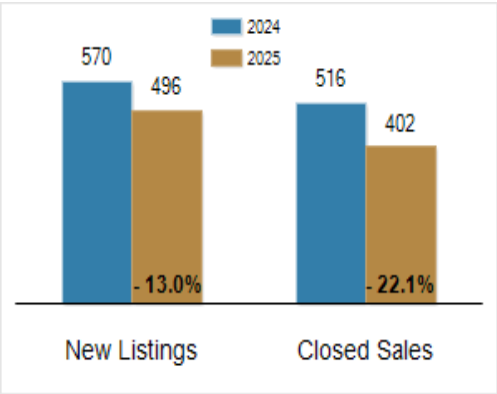
Patterson-Schwartz Real Estate
Residential Market Update

As of Monday, December 8, 2025 9:41:50 AM

All Sussex County	November			Year To Date		
	2024	2025	Change	2024	2025	Change
New Listings	570	496	- 13.0%	7797	8103	+ 3.9%
Closed Sales	516	402	- 22.1%	5467	5469	+ 0.0%
Under Contract	510	440	- 13.7%	5733	5478	- 4.4%
Median Sales Price	\$460,000	\$432,250	- 6.0%	\$453,100	\$455,000	+ 0.4%
% of Original List Price Received at Sale	96.6%	96.7%	+ 0.1%	98.0%	96.5%	- 1.5%
Average Days on Market Until Sale	50	61	+ 22.0%	50	59	+ 18.0%

Total Residential Listing Inventory as of December 8, 2025	2013
Total Residential Listing Inventory (excluding new construction) as of December 8, 2025	1343

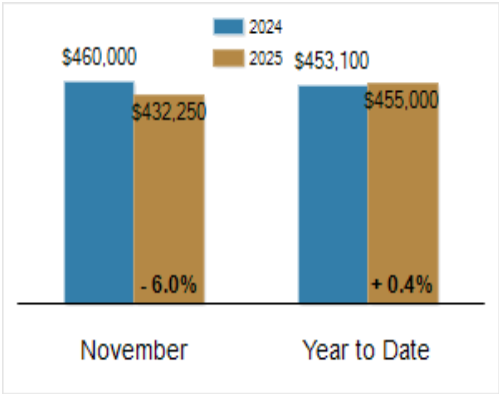
Activity: November



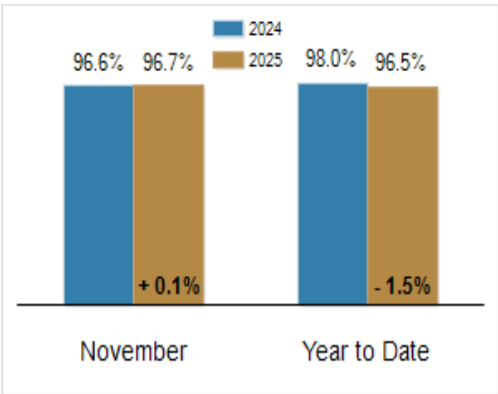
Activity: Year to Date



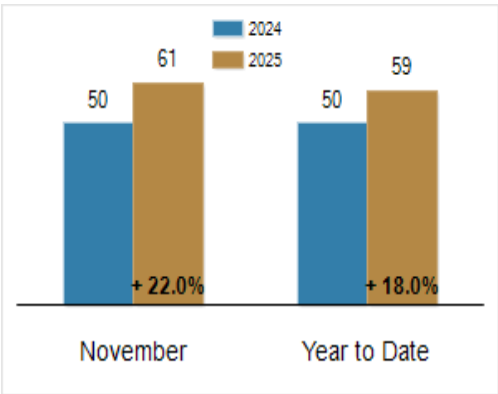
Median Sales Price



Percent of Original List Price Received at Sale



Average Days on Market Until Sale



All information presented is based on data supplied by BRIGHT MLS. BRIGHT MLS does not guarantee nor is it responsible for its accuracy. Data maintained by the MLS may not reflect all real estate activities in the market. Information is deemed reliable but not guaranteed.