



Patterson-Schwartz Real Estate

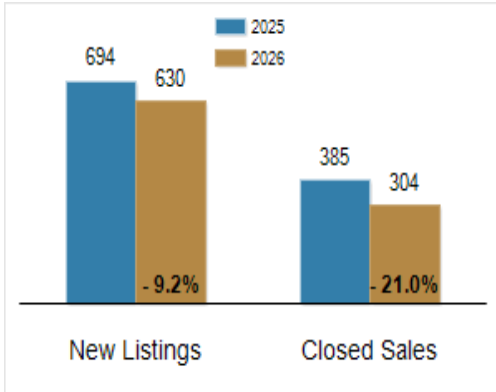
Residential Market Update

As of Monday, March 9, 2026 9:10:34 AM

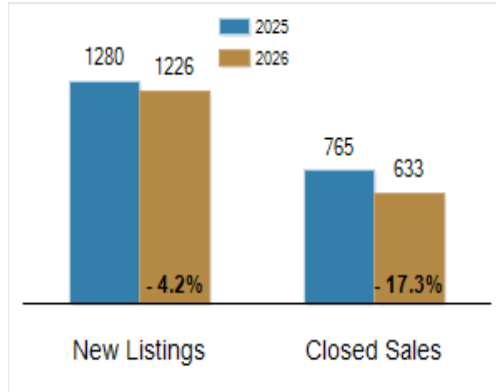
All Sussex County	February			Year To Date		
	2025	2026	Change	2025	2026	Change
New Listings	694	630	- 9.2%	1280	1226	- 4.2%
Closed Sales	385	304	- 21.0%	765	633	- 17.3%
Under Contract	417	403	- 3.4%	810	797	- 1.6%
Median Sales Price	\$435,000	\$402,212	- 7.5%	\$459,990	\$450,000	- 2.2%
% of Original List Price Received at Sale	97.1%	94.3%	- 2.8%	96.6%	94.3%	- 2.3%
Average Days on Market Until Sale	66	73	+ 10.6%	63	79	+ 25.4%

Total Residential Listing Inventory as of March 9, 2026	2077
Total Residential Listing Inventory (excluding new construction) as of March 9, 2026	1389

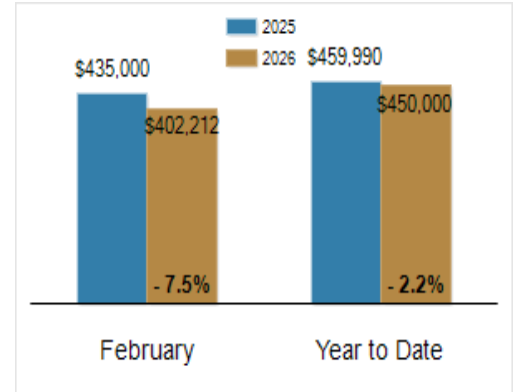
Activity: February



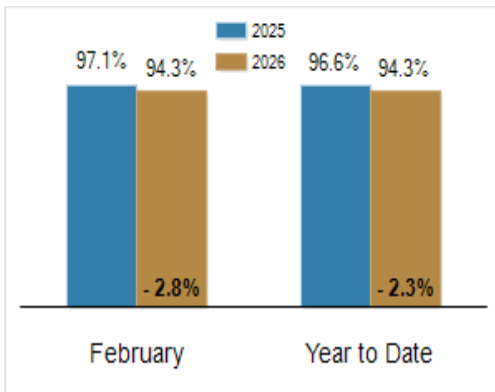
Activity: Year to Date



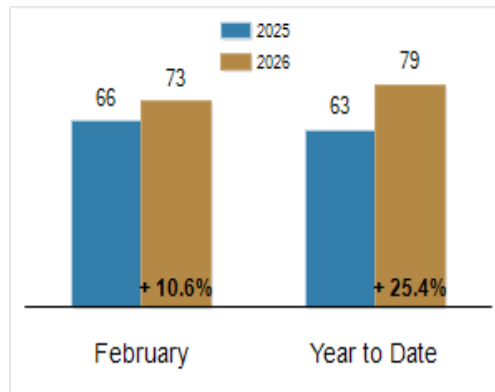
Median Sales Price



Percent of Original List Price Received at Sale



Average Days on Market Until Sale



All information presented is based on data supplied by BRIGHT MLS. BRIGHT MLS does not guarantee nor is it responsible for its accuracy. Data maintained by the MLS may not reflect all real estate activities in the market. Information is deemed reliable but not guaranteed.