



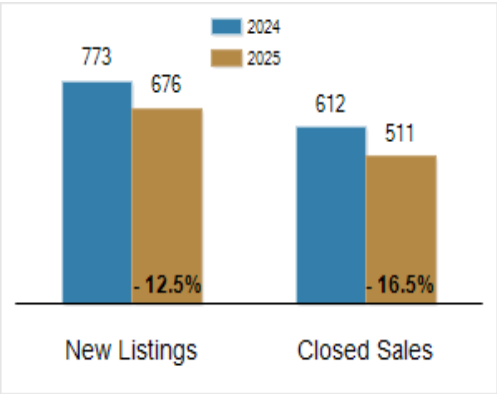
Patterson-Schwartz Real Estate
Residential Market Update

As of Friday, November 7, 2025 10:17:34 AM

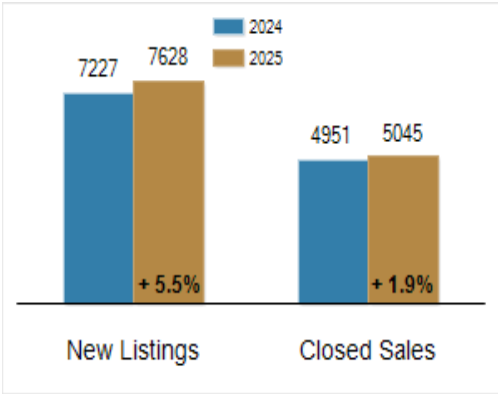
All Sussex County	October			Year To Date		
	2024	2025	Change	2024	2025	Change
New Listings	773	676	- 12.5%	7227	7628	+ 5.5%
Closed Sales	612	511	- 16.5%	4951	5045	+ 1.9%
Under Contract	473	517	+ 9.3%	5223	5043	- 3.4%
Median Sales Price	\$472,687	\$464,000	- 1.8%	\$450,000	\$457,000	+ 1.6%
% of Original List Price Received at Sale	98.4%	92.2%	- 6.2%	98.1%	96.5%	- 1.6%
Average Days on Market Until Sale	48	66	+ 37.5%	50	58	+ 16.0%

Total Residential Listing Inventory as of November 7, 2025	2169
Total Residential Listing Inventory (excluding new construction) as of November 7, 2025	1491

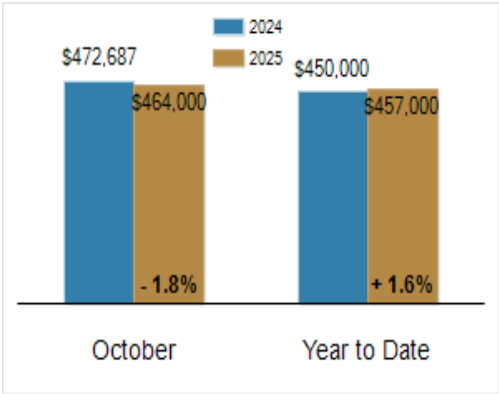
Activity: October



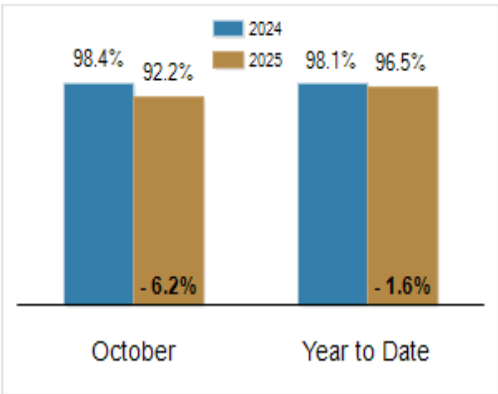
Activity: Year to Date



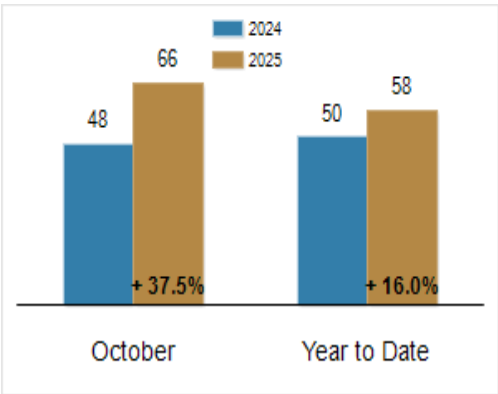
Median Sales Price



Percent of Original List Price Received at Sale



Average Days on Market Until Sale



All information presented is based on data supplied by BRIGHT MLS. BRIGHT MLS does not guarantee nor is it responsible for its accuracy. Data maintained by the MLS may not reflect all real estate activities in the market. Information is deemed reliable but not guaranteed.