



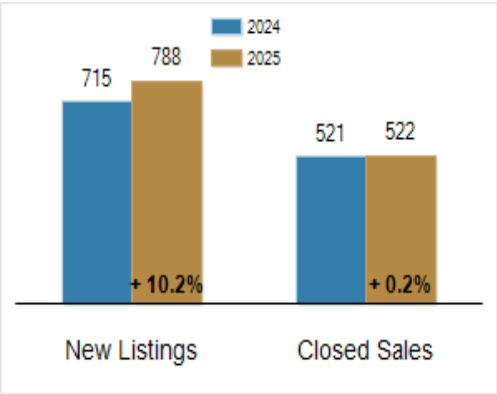
Patterson-Schwartz Real Estate
Residential Market Update

As of Wednesday, October 8, 2025 9:06:41 AM

All Sussex County	September			Year To Date		
	2024	2025	Change	2024	2025	Change
New Listings	715	788	+ 10.2%	6454	6968	+ 8.0%
Closed Sales	521	522	+ 0.2%	4334	4509	+ 4.0%
Under Contract	593	498	- 16.0%	4751	4537	- 4.5%
Median Sales Price	\$460,000	\$450,000	- 2.2%	\$450,000	\$455,000	+ 1.1%
% of Original List Price Received at Sale	97.6%	96.6%	- 1.0%	98.1%	97.0%	- 1.1%
Average Days on Market Until Sale	50	58	+ 16.0%	51	58	+ 13.7%

Total Residential Listing Inventory as of October 8, 2025	2230
Total Residential Listing Inventory (excluding new construction) as of October 8, 2025	1559

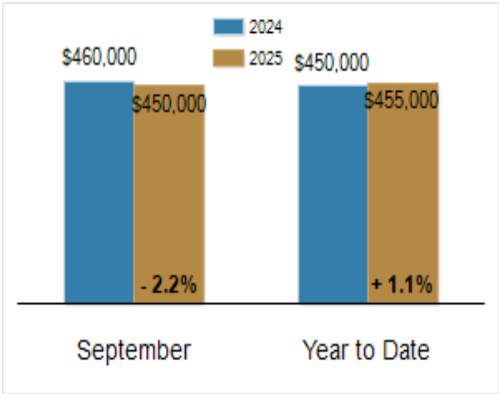
Activity: September



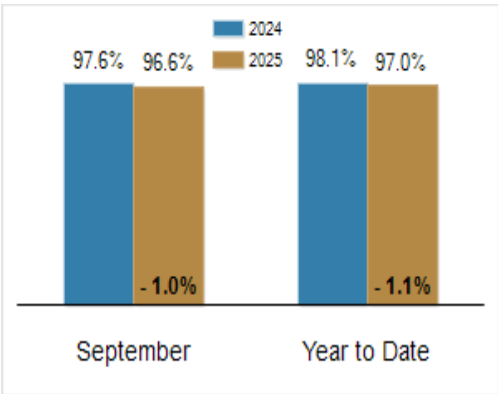
Activity: Year to Date



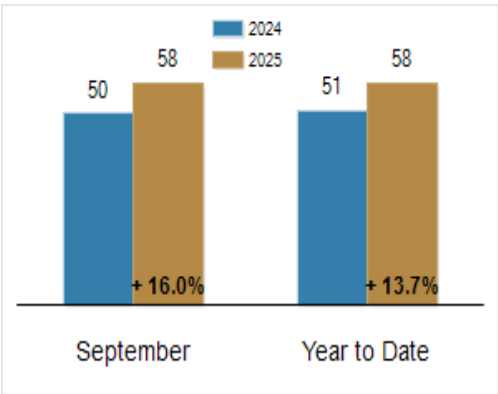
Median Sales Price



Percent of Original List Price Received at Sale



Average Days on Market Until Sale



All information presented is based on data supplied by BRIGHT MLS. BRIGHT MLS does not guarantee nor is it responsible for its accuracy. Data maintained by the MLS may not reflect all real estate activities in the market. Information is deemed reliable but not guaranteed.