



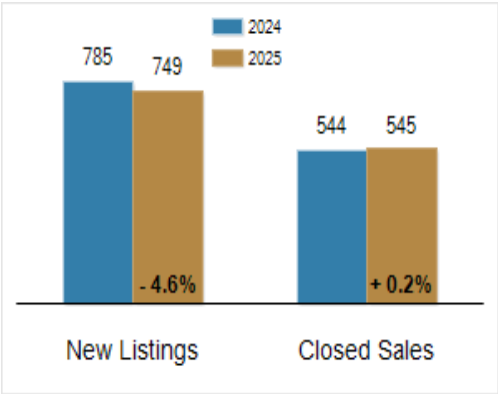
Patterson-Schwartz Real Estate
Residential Market Update

As of Monday, September 8, 2025 10:59:29 AM

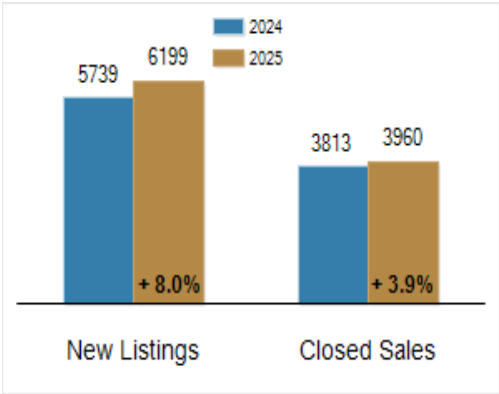
All Sussex County	August			Year To Date		
	2024	2025	Change	2024	2025	Change
New Listings	785	749	- 4.6%	5739	6199	+ 8.0%
Closed Sales	544	545	+ 0.2%	3813	3960	+ 3.9%
Under Contract	599	567	- 5.3%	4154	4023	- 3.2%
Median Sales Price	\$440,000	\$439,900	+ 0.0%	\$450,000	\$455,000	+ 1.1%
% of Original List Price Received at Sale	96.9%	94.3%	- 2.6%	98.1%	97.0%	- 1.1%
Average Days on Market Until Sale	47	64	+ 36.2%	51	58	+ 13.7%

Total Residential Listing Inventory as of September 8, 2025	2166
Total Residential Listing Inventory (excluding new construction) as of September 8, 2025	1499

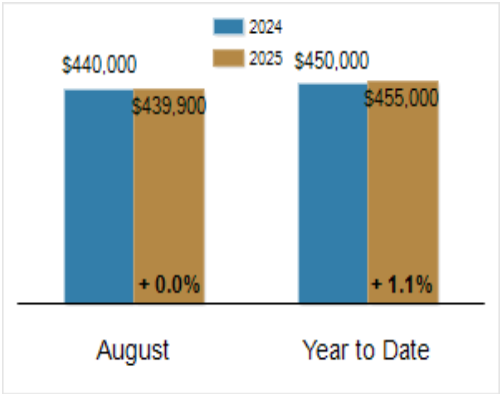
Activity: August



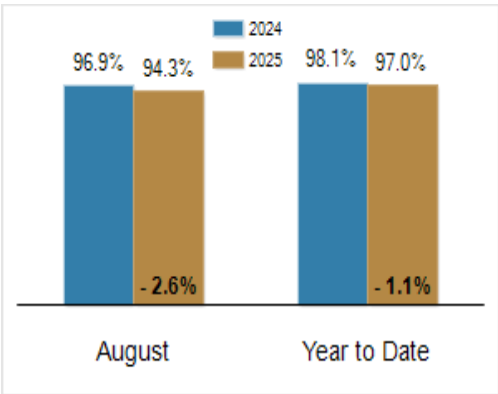
Activity: Year to Date



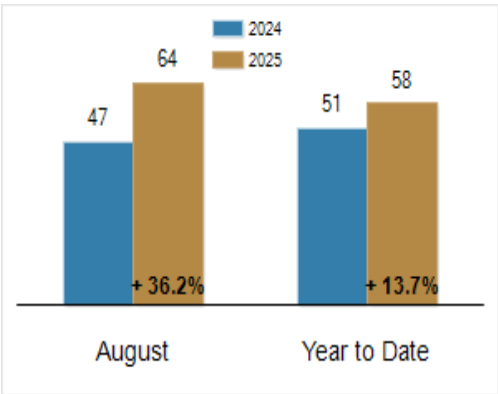
Median Sales Price



Percent of Original List Price Received at Sale



Average Days on Market Until Sale



All information presented is based on data supplied by BRIGHT MLS. BRIGHT MLS does not guarantee nor is it responsible for its accuracy. Data maintained by the MLS may not reflect all real estate activities in the market. Information is deemed reliable but not guaranteed.